

SUMMARY OF APPROPRIATIONS, ALLOTMENTS, OBLIGATIONS, DISBURSEMENTS AND BALANCES BY OBJECT OF EXPENDITURES
As at the Quarter Ending September 30, 2024

Department : Department of Science and Technology (DOST)
 Agency/Entity : Philippine Nuclear Research Institute
 Operating Unit : < not applicable >
 Organization Code (UACS) : 19 015 0000000
 Fund Cluster : 01 - Regular Agency Fund
 (e.g. UACS Fund Cluster: 01-Regular Agency Fund, 02-Foreign Assisted Projects Fund, 03-Special Account-Locally Funded/Domestic Grants Fund, and 04-Special Account-Foreign Assisted/Foreign Grants Fund)

X	Current Year Appropriations
	Supplemental Appropriations
	Continuing Appropriations

Particulars	UACS CODE	Appropriations			Allotments			Obligations							Disbursements					Balances				
		Authorized Appropriations	Adjustments (Transfer To/From, Modifications/Augmentations)	Adjusted Appropriations	Allotments Received	Adjustments (Reductions, Modifications/Augmentations)	Transfer To	Transfer From	Adjusted Allotments	1st Quarter Ending March 31	2nd Quarter Ending June 30	3rd Quarter Ending September 30	4th Quarter Ending December 31	Total	1st Quarter Ending March 31	2nd Quarter Ending June 30	3rd Quarter Ending September 30	4th Quarter Ending December 31	Total	Unreleased Appropriations	Unobligated Allotments	Unpaid Obligations (15-20)=(23+24)		
																						Due and Demandable	Not Yet Due and Demandable	
1	2	3	4	5=(3+4)	6	7	8	9	10=[6+(-7)+5+9]	11	12	13	14	15=(11+12+13+14)	16	17	18	19	20=(16+17+18+19)	21=(5-10)	22=(10-15)	23	24	
SUMMARY		1,068,989,000.00	17,055,307.00	1,086,043,307.00	1,089,606,000.00	16,418,307.00	0.00	0.00	1,086,024,307.00	525,458,673.38	162,181,784.24	77,005,570.82	0.00	764,645,028.22	55,887,494.38	138,193,890.86	63,842,877.93	0.00	257,724,263.18	0.00	321,376,278.78	2,624,588.10	804,300,196.97	
A. AGENCY SPECIFIC BUDGET		1,068,215,000.00	0.00	1,068,215,000.00	1,065,215,000.00	0.00	0.00	0.00	1,065,215,000.00	523,248,888.01	148,228,336.68	70,293,091.15	0.00	741,771,112.84	53,476,506.01	124,240,443.30	87,127,368.48	0.00	234,844,317.77	0.00	313,443,887.16	2,624,588.10	804,300,196.97	
Personnel Services		196,782,000.00	0.00	196,782,000.00	196,782,000.00	0.00	0.00	0.00	196,782,000.00	42,183,593.38	51,211,280.39	41,172,078.59	0.00	134,566,952.34	40,269,297.18	53,125,578.59	38,547,510.49	0.00	131,942,384.24	0.00	62,215,047.68	2,624,588.10	80,376,191.25	
Salaries and Wages		114,605,000.00	(271,112.48)	114,333,887.52	114,605,000.00	(271,112.48)	0.00	0.00	114,333,887.52	27,862,785.20	27,787,994.31	28,049,999.84	0.00	83,400,759.35	25,848,515.01	28,702,244.50	25,425,431.74	0.00	80,776,191.25	0.00	30,933,128.17	2,624,588.10	0.00	
Salaries and Wages - Regular	5010101000	114,605,000.00	(271,112.48)	114,333,887.52	114,605,000.00	(271,112.48)	0.00	0.00	114,333,887.52	27,862,785.20	27,787,994.31	28,049,999.84	0.00	83,400,759.35	25,848,515.01	28,702,244.50	25,425,431.74	0.00	80,776,191.25	0.00	30,933,128.17	2,624,588.10	0.00	
Basic Salary - Civilian	5010101001	114,605,000.00	(271,112.48)	114,333,887.52	114,605,000.00	(271,112.48)	0.00	0.00	114,333,887.52	27,862,785.20	27,787,994.31	28,049,999.84	0.00	83,400,759.35	25,848,515.01	28,702,244.50	25,425,431.74	0.00	80,776,191.25	0.00	30,933,128.17	2,624,588.10	0.00	
Other Compensation		78,791,000.00	271,112.48	79,062,112.48	78,791,000.00	271,112.48	0.00	0.00	79,062,112.48	13,798,804.11	22,814,054.18	12,465,635.83	0.00	48,779,093.92	13,798,788.10	22,814,000.19	12,465,635.83	0.00	48,779,093.92	0.00	30,283,018.66	0.00	0.00	
Personal Economic Relief Allowance (PERA)	5010201000	5,400,000.00	0.00	5,400,000.00	5,400,000.00	0.00	0.00	0.00	5,400,000.00	1,296,788.55	1,320,869.26	1,333,361.85	0.00	3,950,819.66	1,296,788.55	1,320,869.26	1,333,361.85	0.00	3,950,819.66	0.00	1,449,180.34	0.00	0.00	
PERA - Civilian	5010201001	5,400,000.00	0.00	5,400,000.00	5,400,000.00	0.00	0.00	0.00	5,400,000.00	1,296,788.55	1,320,869.26	1,333,361.85	0.00	3,950,819.66	1,296,788.55	1,320,869.26	1,333,361.85	0.00	3,950,819.66	0.00	1,449,180.34	0.00	0.00	
Representation Allowance (RA)	5010202000	708,000.00	0.00	708,000.00	708,000.00	0.00	0.00	0.00	708,000.00	333,000.00	341,825.00	344,125.00	0.00	1,018,750.00	333,000.00	341,825.00	344,125.00	0.00	1,018,750.00	0.00	(10,750.00)	0.00	0.00	
Transportation Allowance (TA)	5010203000	708,000.00	0.00	708,000.00	708,000.00	0.00	0.00	0.00	708,000.00	303,000.00	311,825.00	305,875.00	0.00	920,500.00	303,000.00	311,825.00	305,875.00	0.00	920,500.00	0.00	(212,500.00)	0.00	0.00	
Transportation Allowance (TA)	5010203001	708,000.00	0.00	708,000.00	708,000.00	0.00	0.00	0.00	708,000.00	303,000.00	311,825.00	305,875.00	0.00	920,500.00	303,000.00	311,825.00	305,875.00	0.00	920,500.00	0.00	(212,500.00)	0.00	0.00	
Clothing/Uniform Allowance	5010204000	1,350,000.00	0.00	1,350,000.00	1,350,000.00	0.00	0.00	0.00	1,350,000.00	1,086,000.00	197,000.00	28,000.00	0.00	1,311,000.00	1,086,000.00	197,000.00	28,000.00	0.00	1,311,000.00	0.00	39,000.00	0.00	0.00	
Clothing/Uniform Allowance - Civilian	5010204001	1,350,000.00	0.00	1,350,000.00	1,350,000.00	0.00	0.00	0.00	1,350,000.00	1,086,000.00	197,000.00	28,000.00	0.00	1,311,000.00	1,086,000.00	197,000.00	28,000.00	0.00	1,311,000.00	0.00	39,000.00	0.00	0.00	
Subsistence Allowance (SA)	5010205000	8,712,000.00	0.00	8,712,000.00	8,712,000.00	0.00	0.00	0.00	8,712,000.00	1,334,695.45	1,354,425.00	1,477,922.88	0.00	4,167,043.13	1,334,695.45	1,354,425.00	1,477,922.88	0.00	4,167,043.13	0.00	4,544,958.87	0.00	0.00	
Subsistence Allowance - Magna Carta Benefits for Science and Technology under R.A. 8439	5010205002	8,712,000.00	0.00	8,712,000.00	8,712,000.00	0.00	0.00	0.00	8,712,000.00	1,334,695.45	1,354,425.00	1,477,922.88	0.00	4,167,043.13	1,334,695.45	1,354,425.00	1,477,922.88	0.00	4,167,043.13	0.00	4,544,958.87	0.00	0.00	
Laundry Allowance (LA)	5010206000	1,320,000.00	0.00	1,320,000.00	1,320,000.00	0.00	0.00	0.00	1,320,000.00	251,909.29	269,295.63	275,455.00	0.00	796,659.92	251,909.29	269,295.63	275,455.00	0.00	796,659.92	0.00	523,340.08	0.00	0.00	
Laundry Allowance - Magna Carta Benefits for Science and Technology under R.A. 8439	5010206001	1,320,000.00	0.00	1,320,000.00	1,320,000.00	0.00	0.00	0.00	1,320,000.00	251,909.29	269,295.63	275,455.00	0.00	796,659.92	251,909.29	269,295.63	275,455.00	0.00	796,659.92	0.00	523,340.08	0.00	0.00	
Hazard Pay (HP)	5010211000	31,251,000.00	0.00	31,251,000.00	31,251,000.00	0.00	0.00	0.00	31,251,000.00	7,464,449.70	7,783,540.25	6,850,735.48	0.00	21,898,725.43	7,464,449.69	7,783,540.26	6,850,735.48	0.00	21,898,725.43	0.00	9,352,274.57	0.00	0.00	
HP - Magna Carta Benefits for Science and Technology under R.A. 8439	5010211004	31,251,000.00	0.00	31,251,000.00	31,251,000.00	0.00	0.00	0.00	31,251,000.00	7,464,449.70	7,783,540.25	6,850,735.48	0.00	21,898,725.43	7,464,449.69	7,783,540.26	6,850,735.48	0.00	21,898,725.43	0.00	9,352,274.57	0.00	0.00	
Longevity Pay (LP)	5010212000	7,992,000.00	0.00	7,992,000.00	7,992,000.00	0.00	0.00	0.00	7,992,000.00	1,728,981.12	1,715,863.04	1,779,048.14	0.00	5,223,872.30	1,728,915.12	1,715,869.04	1,779,048.14	0.00	5,223,872.30	0.00	2,768,127.70	0.00	0.00	
Longevity Pay - Magna Carta Benefits for Science and Technology under R.A. 8439	5010212003	7,992,000.00	0.00	7,992,000.00	7,992,000.00	0.00	0.00	0.00	7,992,000.00	1,728,981.12	1,715,863.04	1,779,048.14	0.00	5,223,872.30	1,728,915.12	1,715,869.04	1,779,048.14	0.00	5,223,872.30	0.00	2,768,127.70	0.00	0.00	
Overtime and Night Pay	5010213000	0.00	271,112.48	271,112.48	0.00	271,112.48	0.00	0.00	271,112.48	0.00	0.00	271,112.48	0.00	271,112.48	0.00	0.00	271,112.48	0.00	271,112.48	0.00	0.00	0.00	0.00	
Overtime Pay	5010213001	0.00	271,112.48	271,112.48	0.00	271,112.48	0.00	0.00	271,112.48	0.00	0.00	271,112.48	0.00	271,112.48	0.00	0.00	271,112.48	0.00	271,112.48	0.00	0.00	0.00	0.00	
Year End Bonus	5010214000	9,550,000.00	0.00	9,550,000.00	9,550,000.00	0.00	0.00	0.00	9,550,000.00	0.00	0.00	0.00	0.00	0.00	0.00	0.00	0.00	0.00	0.00	0.00	0.00	9,550,000.00	0.00	0.00
Bonus - Civilian	5010214001	9,550,000.00	0.00	9,550,000.00	9,550,000.00	0.00	0.00	0.00	9,550,000.00	0.00	0.00	0.00	0.00	0.00	0.00	0.00	0.00	0.00	0.00	0.00	0.00	9,550,000.00	0.00	0.00
Cash Gift	5010215000	1,125,000.00	0.00	1,125,000.00	1,125,000.00	0.00	0.00	0.00	1,125,000.00	0.00	0.00	0.00	0.00	0.00	0.00	0.00	0.00	0.00	0.00	0.00	0.00	1,125,000.00	0.00	0.00
Cash Gift - Civilian	5010215001	1,125,000.00	0.00	1,125,000.00	1,125,000.00	0.00	0.00	0.00	1,125,000.00	0.00	0.00	0.00	0.00	0.00	0.00	0.00	0.00	0.00	0.00	0.00	0.00	1,125,000.00	0.00	0.00
Mid-Year Bonus - Civilian	5010216000	9,550,000.00	0.00	9,550,000.00	9,550,000.00	0.00	0.00	0.00	9,550,000.00	0.00	9,220,811.00	0.00	0.00	9,220,811.00	0.00	9,220,811.00	0.00	0.00	0.00	9,220,811.00	0.00	329,389.00	0.00	0.00
Mid-Year Bonus - Civilian	5010216001	9,550,000.00	0.00	9,550,000.00	9,550,000.00	0.00	0.00	0.00	9,550,000.00	0.00	9,220,811.00	0.00	0.00	9,220,811.00	0.00	9,220,811.00	0.00	0.00	0.00	9,220,811.00	0.00	329,389.00	0.00	0.00
Other Bonuses and Allowances	5010299000	1,125,000.00	0.00	1,125,000.00	1,125,000.00	0.00	0.00	0.00	1,125,000.00	0.00	0.00	0.00	0.00	0.00	0.00	0.00	0.00	0.00	0.00	0.00	0.00	1,125,000.00	0.00	0.00
Productivity Enhancement Incentive - Civilian	5010299012	1,125,000.00	0.00	1,125,000.00	1,125,000.00	0.00	0.00	0.00	1,125,000.00	0.00	0.00	0.00	0.00	0.00	0.00	0.00	0.00	0.00	0.00	0.00	0.00	1,125,000.00	0.00	0.00
Personnel Benefit Contributions		3,027,000.00	0.00	3,027,000.00																				

Department : Department of Science and Technology (DOST)
 Agency/Entity : Philippine Nuclear Research Institute
 Operating Unit : < not applicable >
 Organization Code (UACS) : 19 015 000000
 Fund Cluster : 01 - Regular Agency Fund

X	Current Year Appropriations
	Supplemental Appropriations
	Continuing Appropriations

(e.g. UACS Fund Cluster: 01-Regular Agency Fund, 02-Foreign Assisted Projects Fund, 03-Special Account-Locally Funded/Domestic Grants Fund, and 04-Special Account-Foreign Assisted/Foreign Grants Fund)


Particulars	UACS CODE	Appropriations		Allotments						Obligations					Disbursements					Balances			
		Authorized Appropriations	Adjusted Appropriations	Allotments Received	Adjustments (Reductions, Modifications/Augmentations)	Transfer To	Transfer From	Adjusted Allotments	1st Quarter Ending March 31	2nd Quarter Ending June 30	3rd Quarter Ending September 30	4th Quarter Ending December 31	Total	1st Quarter Ending March 31	2nd Quarter Ending June 30	3rd Quarter Ending September 30	4th Quarter Ending December 31	Total	Unreleased Appropriations	Unobligated Allotments	Unpaid Obligations (15-20)=(23+24)		
		3	5=(3+4)	6	7	8	9	10=[(6+)-(7)+8+9]	11	12	13	14	15=[(11+12+13+14)]	16	17	18	19	20=(16+17+18+19)	21=(5-10)	22=(10-15)	23	24	
Training Expenses	5020201000	1,212,000.00	0.00	1,212,000.00	1,212,000.00	0.00	0.00	0.00	1,212,000.00	217,750.00	74,804.00	154,090.00	0.00	446,644.00	213,250.00	75,501.00	155,190.00	0.00	443,941.00	0.00	765,356.00	0.00	2,703.00
Training Expenses	5020201002	1,212,000.00	0.00	1,212,000.00	1,212,000.00	0.00	0.00	0.00	1,212,000.00	217,750.00	74,804.00	154,090.00	0.00	446,644.00	213,250.00	75,501.00	155,190.00	0.00	443,941.00	0.00	765,356.00	0.00	2,703.00
Supplies and Materials Expenses		49,218,000.00	0.00	49,218,000.00	49,218,000.00	0.00	0.00	0.00	49,218,000.00	3,148,427.88	7,530,486.01	6,248,368.90	0.00	16,925,280.79	416,198.08	6,131,470.35	2,442,908.21	0.00	8,960,885.64	0.00	32,292,719.21	0.00	7,934,685.18
Office Supplies Expenses	5020301000	5,346,000.00	0.00	5,346,000.00	5,346,000.00	0.00	0.00	0.00	5,346,000.00	1,407,607.49	3,247,569.20	1,737,741.02	0.00	6,492,917.71	183,575.29	2,911,531.75	1,590,182.63	0.00	4,685,289.67	0.00	1,146,917.71	0.00	1,807,528.04
ICT Office Supplies	5020301001	331,000.00	0.00	331,000.00	331,000.00	0.00	0.00	0.00	331,000.00	50,800.00	1,488,800.00	0.00	0.00	1,540,400.00	0.00	0.00	0.00	0.00	4,000.00	0.00	(1,209,400.00)	0.00	1,540,400.00
Office Supplies Expenses	5020301002	5,015,000.00	0.00	5,015,000.00	5,015,000.00	0.00	0.00	0.00	5,015,000.00	1,356,807.49	1,857,069.20	1,737,741.02	0.00	4,952,517.71	183,575.29	2,911,531.75	1,590,182.63	0.00	4,685,289.67	0.00	52,482.29	0.00	287,228.04
Medical, Dental and Laboratory Supplies Expenses	5020309000	43,270,000.00	0.00	43,270,000.00	43,270,000.00	0.00	0.00	0.00	43,270,000.00	1,610,734.20	4,030,837.18	4,384,944.77	0.00	10,026,416.15	102,536.60	3,069,769.37	727,024.07	0.00	3,899,340.04	0.00	33,243,583.85	0.00	8,127,067.11
Fuel, Oil and Lubricants Expenses	5020309000	602,000.00	0.00	602,000.00	602,000.00	0.00	0.00	0.00	602,000.00	130,086.19	152,079.63	123,761.11	0.00	405,946.93	190,086.19	159,159.23	125,701.51	0.00	495,045.93	0.00	196,053.07	0.00	0.00
Utility Expenses		22,224,000.00	0.00	22,224,000.00	22,224,000.00	0.00	0.00	0.00	22,224,000.00	2,863,622.98	4,871,254.17	5,452,047.02	0.00	13,286,924.77	2,863,622.98	4,971,164.17	3,876,057.30	0.00	11,710,934.45	0.00	8,937,075.23	0.00	1,675,960.32
Water Expenses	5020401000	1,891,000.00	0.00	1,891,000.00	1,891,000.00	0.00	0.00	0.00	1,891,000.00	506,062.95	870,715.18	764,411.19	0.00	2,141,189.30	508,062.95	870,715.18	534,473.77	0.00	1,911,251.86	0.00	(450,189.30)	0.00	229,937.42
Electricity Expenses	5020402000	20,533,000.00	0.00	20,533,000.00	20,533,000.00	0.00	0.00	0.00	20,533,000.00	2,357,560.03	4,100,539.01	4,687,635.83	0.00	11,145,735.47	2,357,560.03	4,100,539.01	3,341,583.53	0.00	9,799,682.57	0.00	9,387,284.53	0.00	1,346,052.90
Communication Expenses		5,144,000.00	0.00	5,144,000.00	5,144,000.00	0.00	0.00	0.00	5,144,000.00	943,904.90	1,384,765.97	791,498.92	0.00	3,119,869.79	429,071.30	1,118,791.97	1,098,535.32	0.00	2,694,358.59	0.00	2,024,130.21	0.00	815,811.20
Postage and Courier Services	5020501000	432,000.00	0.00	432,000.00	432,000.00	0.00	0.00	0.00	432,000.00	0.40	443,863.71	148,217.40	0.00	592,081.51	0.40	443,863.71	148,217.40	0.00	592,081.51	0.00	(160,081.51)	0.00	0.00
Telephone Expenses	5020502000	3,180,000.00	0.00	3,180,000.00	3,180,000.00	0.00	0.00	0.00	3,180,000.00	429,070.90	396,188.28	643,261.52	0.00	1,468,559.68	429,070.90	392,411.28	643,508.52	0.00	1,494,990.68	0.00	1,711,449.32	0.00	3,560.00
Mobile	5020502001	280,000.00	0.00	280,000.00	280,000.00	0.00	0.00	0.00	280,000.00	40,496.00	57,466.00	60,422.17	0.00	158,384.17	40,496.00	53,679.00	60,649.17	0.00	154,828.17	0.00	121,613.83	0.00	3,560.00
Landline	5020502002	2,900,000.00	0.00	2,900,000.00	2,900,000.00	0.00	0.00	0.00	2,900,000.00	388,572.90	338,732.28	582,839.35	0.00	1,310,164.51	388,572.90	338,732.28	582,859.35	0.00	1,310,164.51	0.00	1,589,835.49	0.00	0.00
Internet Subscription Expenses	5020503000	1,532,000.00	0.00	1,532,000.00	1,532,000.00	0.00	0.00	0.00	1,532,000.00	514,533.60	544,704.00	0.00	0.00	1,059,237.60	0.00	292,477.00	264,809.40	0.00	547,286.40	0.00	472,762.40	0.00	511,951.20
Awards/Rewards and Prizes		180,000.00	0.00	180,000.00	180,000.00	0.00	0.00	0.00	180,000.00	11,200.00	11,200.00	0.00	0.00	11,200.00	0.00	8,400.00	2,800.00	0.00	11,200.00	0.00	138,800.00	0.00	0.00
Awards/Rewards Expenses	5020601000	150,000.00	0.00	150,000.00	150,000.00	0.00	0.00	0.00	150,000.00	11,200.00	11,200.00	0.00	0.00	11,200.00	0.00	8,400.00	2,800.00	0.00	11,200.00	0.00	138,800.00	0.00	0.00
Awards/Rewards Expenses	5020601001	150,000.00	0.00	150,000.00	150,000.00	0.00	0.00	0.00	150,000.00	11,200.00	11,200.00	0.00	0.00	11,200.00	0.00	8,400.00	2,800.00	0.00	11,200.00	0.00	138,800.00	0.00	0.00
Confidential, Intelligence and Extraordinary		136,000.00	0.00	136,000.00	136,000.00	0.00	0.00	0.00	136,000.00	3,000.00	3,000.00	0.00	0.00	3,000.00	3,000.00	0.00	0.00	0.00	3,000.00	0.00	133,000.00	0.00	0.00
Extraordinary and Miscellaneous Expenses	5021003000	136,000.00	0.00	136,000.00	136,000.00	0.00	0.00	0.00	136,000.00	3,000.00	3,000.00	0.00	0.00	3,000.00	3,000.00	0.00	0.00	0.00	3,000.00	0.00	133,000.00	0.00	0.00
Professional Services		21,849,000.00	0.00	21,849,000.00	21,849,000.00	0.00	0.00	0.00	21,849,000.00	3,220,043.80	8,065,348.54	4,283,564.81	0.00	15,888,955.15	3,030,923.01	4,092,982.19	4,291,366.31	0.00	11,325,251.51	0.00	6,280,044.85	0.00	4,243,703.64
Consultancy Services	5021103000	100,000.00	0.00	100,000.00	100,000.00	0.00	0.00	0.00	100,000.00	0.00	0.00	0.00	0.00	0.00	0.00	0.00	0.00	0.00	0.00	0.00	100,000.00	0.00	0.00
Consultancy Services	5021103002	100,000.00	0.00	100,000.00	100,000.00	0.00	0.00	0.00	100,000.00	0.00	0.00	0.00	0.00	0.00	0.00	0.00	0.00	0.00	0.00	0.00	100,000.00	0.00	0.00
Other Professional Services	5021199000	21,749,000.00	0.00	21,749,000.00	21,749,000.00	0.00	0.00	0.00	21,749,000.00	3,220,043.80	8,065,348.54	4,283,564.81	0.00	15,888,955.15	3,030,923.01	4,092,982.19	4,291,366.31	0.00	11,325,251.51	0.00	6,180,044.85	0.00	4,243,703.64
General Services		11,906,000.00	0.00	11,906,000.00	11,906,000.00	0.00	0.00	0.00	11,906,000.00	7,903,482.82	0.00	4,304,388.10	0.00	11,707,871.92	1,023,758.29	4,048,783.87	1,853,905.68	0.00	6,726,446.84	0.00	8,726,128.08	0.00	4,981,428.08
Janitorial Services	5021202000	5,178,000.00	0.00	5,178,000.00	5,178,000.00	0.00	0.00	0.00	5,178,000.00	4,471,675.43	0.00	0.00	0.00	4,471,675.43	423,402.31	1,647,367.95	1,053,551.70	0.00	3,124,321.96	0.00	706,324.57	0.00	1,347,353.47
Security Services	5021203000	6,728,000.00	0.00	6,728,000.00	6,728,000.00	0.00	0.00	0.00	6,728,000.00	3,031,807.39	0.00	4,204,369.10	0.00	7,236,166.49	600,353.98	2,401,415.92	900,353.98	0.00	3,602,123.83	0.00	(908,166.49)	0.00	3,634,072.61
Repairs and Maintenance		10,885,000.00	0.00	10,885,000.00	10,885,000.00	0.00	0.00	0.00	10,885,000.00	1,719,437.95	4,886,108.05	4,862,633.05	0.00	10,968,177.05	42,000.00	663,781.95	2,964,112.82	0.00	2,969,894.77	0.00	5,398,282.28	0.00	8,377,075.00
Repairs and Maintenance - Buildings and Other	5021304000	6,400,000.00	0.00	6,400,000.00	6,400,000.00	0.00	0.00	0.00	6,400,000.00	74,604.00	3,113,378.00	946,312.52	0.00	4,134,292.52	10,000.00	35,708.00	494,522.00	0.00	540,230.00	0.00	2,285,707.48	0.00	3,594,062.52
Buildings	5021304001	6,400,000.00	0.00	6,400,000.00	6,400,000.00	0.00	0.00	0.00	6,400,000.00	74,604.00	3,113,378.00	946,312.52	0.00	4,134,292.52	10,000.00	35,708.00	494,522.00	0.00	540,230.00	0.00	2,285,707.48	0.00	3,594,062.52
Repairs and Maintenance - Machinery and	5021305000	4,085,000.00	0.00	4,085,000.00	4,085,000.00	0.00	0.00	0.00	4,085														


Department : Department of Science and Technology (DOST)
 Agency/Entity : Philippine Nuclear Research Institute
 Operating Unit : < not applicable >
 Organization Code (UACS) : 19 015 0000000
 Fund Cluster : 01 - Regular Agency Fund

X	Current Year Appropriations
	Supplemental Appropriations
	Continuing Appropriations

(e.g. UACS Fund Cluster: 01-Regular Agency Fund, 02-Foreign Assisted Projects Fund, 03-Special Account-Locally Funded/Domestic Grants Fund, and 04-Special Account-Foreign Assisted/Foreign Grants Fund)


Particulars	UACS CODE	Appropriations			Allotments			Obligations							Disbursements					Balances			
		Authorized Appropriations	Adjustments (Transfer To/From, Modifications/Augmentations)	Adjusted Appropriations	Allotments Received	Adjustments (Reductions, Modifications/Augmentations)	Transfer To	Transfer From	Adjusted Allotments	1st Quarter Ending March 31	2nd Quarter Ending June 30	3rd Quarter Ending September 30	4th Quarter Ending December 31	Total	1st Quarter Ending March 31	2nd Quarter Ending June 30	3rd Quarter Ending September 30	4th Quarter Ending December 31	Total	Unreleased Appropriations	Unobligated Allotments	Unpaid Obligations (15-20)-(23+24)	
																						Due and Demandable	Not Yet Due and Demandable
1	2	3	4	5=(3+4)	6	7	8	9	10=[(8)+(7)-(9)]	11	12	13	14	15=(11+12+13+14)	16	17	18	19	20=(16+17+18+19)	21=(5-10)	22=(10-16)	23	24
Other Maintenance and Operating Expenses	502999099	433,000.00	0.00	433,000.00	433,000.00	0.00	0.00	0.00	433,000.00	43,820.00	76,400.00	36,000.00	0.00	156,220.00	43,820.00	76,400.00	17,953.14	0.00	138,173.14	0.00	276,760.00	0.00	16,046.86
Capital Outlays		676,900,000.00	0.00	676,900,000.00	676,900,000.00	0.00	0.00	0.00	676,900,000.00	455,999,999.00	19,345,431.00	464,300.00	0.00	475,809,730.00	0.00	0.00	0.00	0.00	0.00	0.00	200,190,280.00	0.00	475,809,730.00
Property, Plant and Equipment Outlay		676,900,000.00	0.00	676,900,000.00	676,900,000.00	0.00	0.00	0.00	676,900,000.00	455,999,999.00	19,345,431.00	464,300.00	0.00	475,809,730.00	0.00	0.00	0.00	0.00	0.00	0.00	200,190,280.00	0.00	475,809,730.00
Buildings and Other Structures	506040400	200,000,000.00	0.00	200,000,000.00	200,000,000.00	0.00	0.00	0.00	200,000,000.00	0.00	0.00	0.00	0.00	0.00	0.00	0.00	0.00	0.00	0.00	0.00	200,000,000.00	0.00	0.00
Buildings	506040401	200,000,000.00	0.00	200,000,000.00	200,000,000.00	0.00	0.00	0.00	200,000,000.00	0.00	0.00	0.00	0.00	0.00	0.00	0.00	0.00	0.00	0.00	0.00	200,000,000.00	0.00	0.00
Machinery and Equipment Outlay	506040500	476,000,000.00	0.00	476,000,000.00	476,000,000.00	0.00	0.00	0.00	476,000,000.00	455,999,999.00	19,345,431.00	464,300.00	0.00	475,809,730.00	0.00	0.00	0.00	0.00	0.00	0.00	190,280.00	0.00	475,809,730.00
Technical and Scientific Equipment	506040514	476,000,000.00	0.00	476,000,000.00	476,000,000.00	0.00	0.00	0.00	476,000,000.00	455,999,999.00	19,345,431.00	464,300.00	0.00	475,809,730.00	0.00	0.00	0.00	0.00	0.00	0.00	190,280.00	0.00	475,809,730.00
B. AUTOMATIC APPROPRIATIONS		13,754,000.00	637,000.00	14,391,000.00	14,391,000.00	0.00	0.00	0.00	14,391,000.00	2,208,988.35	4,455,141.36	2,278,261.81	0.00	8,942,391.52	2,208,988.35	4,455,141.36	2,278,261.81	0.00	8,942,391.52	0.00	5,448,608.48	0.00	0.00
Retirement and Life Insurance Premiums		13,754,000.00	637,000.00	14,391,000.00	14,391,000.00	0.00	0.00	0.00	14,391,000.00	2,208,988.35	4,455,141.36	2,278,261.81	0.00	8,942,391.52	2,208,988.35	4,455,141.36	2,278,261.81	0.00	8,942,391.52	0.00	5,448,608.48	0.00	0.00
C. SPECIAL PURPOSE FUNDS		0.00	16,418,307.00	16,418,307.00	0.00	16,418,307.00	0.00	0.00	16,418,307.00	0.00	6,498,396.20	4,437,217.66	0.00	13,935,623.86	0.00	9,498,396.20	4,437,217.66	0.00	13,935,623.86	0.00	2,482,782.33	0.00	0.00
Miscellaneous Personnel Benefits Fund		0.00	5,655,399.00	5,655,399.00	0.00	5,655,399.00	0.00	0.00	5,655,399.00	0.00	5,655,399.20	(0.01)	0.00	5,655,398.19	0.00	5,655,399.20	(0.01)	0.00	5,655,398.19	0.00	0.81	0.00	0.00
Other Compensation	501020000	0.00	5,655,399.00	5,655,399.00	0.00	5,655,399.00	0.00	0.00	5,655,399.00	0.00	5,655,399.20	(0.01)	0.00	5,655,398.19	0.00	5,655,399.20	(0.01)	0.00	5,655,398.19	0.00	0.81	0.00	0.00
Other Bonuses and Allowances		0.00	5,655,399.00	5,655,399.00	0.00	5,655,399.00	0.00	0.00	5,655,399.00	0.00	5,655,399.20	(0.01)	0.00	5,655,398.19	0.00	5,655,399.20	(0.01)	0.00	5,655,398.19	0.00	0.81	0.00	0.00
Performance Based Bonus - Civilian	5010299014	0.00	5,655,399.00	5,655,399.00	0.00	5,655,399.00	0.00	0.00	5,655,399.00	0.00	5,655,399.20	(0.01)	0.00	5,655,398.19	0.00	5,655,399.20	(0.01)	0.00	5,655,398.19	0.00	0.81	0.00	0.00
Pension and Gratuity Fund		0.00	3,842,908.00	3,842,908.00	0.00	3,842,908.00	0.00	0.00	3,842,908.00	0.00	3,842,908.00	0.00	0.00	3,842,908.00	0.00	3,842,908.00	0.00	0.00	3,842,908.00	0.00	0.00	0.00	0.00
Other Personnel Benefits	501040000	0.00	3,842,908.00	3,842,908.00	0.00	3,842,908.00	0.00	0.00	3,842,908.00	0.00	3,842,908.00	0.00	0.00	3,842,908.00	0.00	3,842,908.00	0.00	0.00	3,842,908.00	0.00	0.00	0.00	0.00
Terminal Leave Benefits		0.00	3,842,908.00	3,842,908.00	0.00	3,842,908.00	0.00	0.00	3,842,908.00	0.00	3,842,908.00	0.00	0.00	3,842,908.00	0.00	3,842,908.00	0.00	0.00	3,842,908.00	0.00	0.00	0.00	0.00
Terminal Leave Benefits - Civilian	5010403001	0.00	3,842,908.00	3,842,908.00	0.00	3,842,908.00	0.00	0.00	3,842,908.00	0.00	3,842,908.00	0.00	0.00	3,842,908.00	0.00	3,842,908.00	0.00	0.00	3,842,908.00	0.00	0.00	0.00	0.00
For payment of Personnel Benefits		0.00	6,920,000.00	6,920,000.00	0.00	6,920,000.00	0.00	0.00	6,920,000.00	0.00	0.00	4,437,217.67	0.00	4,437,217.67	0.00	0.00	4,437,217.67	0.00	4,437,217.67	0.00	2,482,782.33	0.00	0.00
Salaries and Wages	501010000	0.00	3,995,235.67	3,995,235.67	0.00	3,995,235.67	0.00	0.00	3,995,235.67	0.00	0.00	3,995,235.67	0.00	3,995,235.67	0.00	0.00	3,995,235.67	0.00	3,995,235.67	0.00	0.00	0.00	0.00
Salaries and Wages - Regular		0.00	3,995,235.67	3,995,235.67	0.00	3,995,235.67	0.00	0.00	3,995,235.67	0.00	0.00	3,995,235.67	0.00	3,995,235.67	0.00	0.00	3,995,235.67	0.00	3,995,235.67	0.00	0.00	0.00	0.00
Basic Salary - Civilian	5010101001	0.00	3,995,235.67	3,995,235.67	0.00	3,995,235.67	0.00	0.00	3,995,235.67	0.00	0.00	3,995,235.67	0.00	3,995,235.67	0.00	0.00	3,995,235.67	0.00	3,995,235.67	0.00	0.00	0.00	0.00
Other Compensation	501020000	0.00	441,982.00	441,982.00	0.00	441,982.00	0.00	0.00	441,982.00	0.00	0.00	441,982.00	0.00	441,982.00	0.00	0.00	441,982.00	0.00	441,982.00	0.00	0.00	0.00	0.00
Mid-Year Bonus - Civilian	5010216001	0.00	441,982.00	441,982.00	0.00	441,982.00	0.00	0.00	441,982.00	0.00	0.00	441,982.00	0.00	441,982.00	0.00	0.00	441,982.00	0.00	441,982.00	0.00	0.00	0.00	0.00
Other Personnel Benefits	501040000	0.00	2,482,782.33	2,482,782.33	0.00	2,482,782.33	0.00	0.00	2,482,782.33	0.00	0.00	0.00	0.00	0.00	0.00	0.00	0.00	0.00	0.00	0.00	2,482,782.33	0.00	0.00
Other Personnel Benefits		0.00	2,482,782.33	2,482,782.33	0.00	2,482,782.33	0.00	0.00	2,482,782.33	0.00	0.00	0.00	0.00	0.00	0.00	0.00	0.00	0.00	0.00	0.00	2,482,782.33	0.00	0.00
Lump-sum for Compensation Adjustment	5010466005	0.00	2,482,782.33	2,482,782.33	0.00	2,482,782.33	0.00	0.00	2,482,782.33	0.00	0.00	0.00	0.00	0.00	0.00	0.00	0.00	0.00	0.00	0.00	2,482,782.33	0.00	0.00
GRAND TOTAL		1,088,969,000.00	17,055,307.00	1,086,024,307.00	1,086,008,000.00	16,418,307.00	0.00	0.00	1,086,024,307.00	525,456,673.36	162,161,784.24	77,008,670.02	0.00	764,649,028.22	56,687,494.36	138,193,890.86	63,842,877.93	0.00	257,724,263.15	0.00	321,375,278.78	2,624,568.10	504,300,196.97

Certified Correct:

 BERNARD M. DE LARA
 Head, Budget Section
 Date: October 28, 2024 10:34 AM

Certified Correct:

 SYLVIA ANNE B. BANUELOS
 Head Accounting Section
 Date: October 28, 2024 10:34 AM

Recommending Approval By:

 GERALD DG. CONISE
 Chief, Finance and Administrative Division
 Date: October 28, 2024 10:38 AM

Approved By:

 CARLO A. ARCILLA, PH.D.
 Head of Agency
 Date: October 28, 2024 10:42 AM