

SUMMARY OF APPROPRIATIONS, ALLOTMENTS, OBLIGATIONS, DISBURSEMENTS AND BALANCES BY OBJECT OF EXPENDITURES

As at the Quarter Ending March 31, 2024

Department : Department of Science and Technology (DOST)
 Agency/Entity : Philippine Nuclear Research Institute
 Operating Unit : < not applicable >
 Organization Code (UACS) : 19 015 0000000
 Fund Cluster : 01 - Regular Agency Fund

X	Current Year Appropriations
	Supplemental Appropriations
	Continuing Appropriations

(e.g. UACS Fund Cluster: 01-Regular Agency Fund, 02-Foreign Assisted Projects Fund, 03-Special Account-Locally Funded/Domestic Grants Fund, and 04-Special Account-Foreign Assisted/Foreign Grants Fund)

Particulars	UACS CODE	Appropriations			Allotments					Obligations					Disbursements					Balances			
		Authorized Appropriations	Adjustments (Transfer To/Fro)	Adjusted Appropriations	Allotments Received	Adjustments (Reductions, Modifications)	Transfer To	Transfer From	Adjusted Allotments	1st Quarter Ending March 31	2nd Quarter Ending June 30	3rd Quarter Ending September 30	4th Quarter Ending December 31	Total	1st Quarter Ending March 31	2nd Quarter Ending June 30	3rd Quarter Ending September 30	4th Quarter Ending December 31	Total	Unreleased Appropriations	Unobligated Allotments	Unpaid Obligations (15-20)=(23+24)	
																						Due and Demandable	Not Yet Due and Demandable
1	2	3	4	5=(3+4)	6	7	8	9	10=[(6+(-)7)-8+9]	11	12	13	14	15=(11+12+13+14)	16	17	18	19	20=(16+17+18+19)	21=(5-10)	22=(10-15)	23	24
SUMMARY		1,068,969,000.00	0.00	1,068,969,000.00	1,068,969,000.00	0.00	0.00	0.00	1,068,969,000.00	525,458,673.36	0.00	0.00	0.00	525,458,673.36	55,687,493.96	0.00	0.00	0.00	55,687,493.96	0.00	543,510,326.64	1,914,296.20	467,856,883.20
A. AGENCY SPECIFIC BUDGET		1,055,215,000.00	0.00	1,055,215,000.00	1,055,215,000.00	0.00	0.00	0.00	1,055,215,000.00	523,249,685.01	0.00	0.00	0.00	523,249,685.01	53,478,505.61	0.00	0.00	0.00	53,478,505.61	0.00	531,965,314.99	1,914,296.20	467,856,883.20
Personnel Services		196,782,000.00	0.00	196,782,000.00	196,782,000.00	0.00	0.00	0.00	196,782,000.00	42,183,593.36	0.00	0.00	0.00	42,183,593.36	40,269,297.16	0.00	0.00	0.00	40,269,297.16	0.00	154,598,406.64	1,914,296.20	0.00
Salaries and Wages		114,605,000.00	0.00	114,605,000.00	114,605,000.00	0.00	0.00	0.00	114,605,000.00	27,562,765.20	0.00	0.00	0.00	27,562,765.20	25,648,515.01	0.00	0.00	0.00	25,648,515.01	0.00	87,042,234.80	1,914,250.19	0.00
Salaries and Wages - Regular	5010101000	114,605,000.00	0.00	114,605,000.00	114,605,000.00	0.00	0.00	0.00	114,605,000.00	27,562,765.20	0.00	0.00	0.00	27,562,765.20	25,648,515.01	0.00	0.00	0.00	25,648,515.01	0.00	87,042,234.80	1,914,250.19	0.00
Basic Salary - Civilian	5010101001	114,605,000.00	0.00	114,605,000.00	114,605,000.00	0.00	0.00	0.00	114,605,000.00	27,562,765.20	0.00	0.00	0.00	27,562,765.20	25,648,515.01	0.00	0.00	0.00	25,648,515.01	0.00	87,042,234.80	1,914,250.19	0.00
Other Compensation		78,791,000.00	0.00	78,791,000.00	78,791,000.00	0.00	0.00	0.00	78,791,000.00	13,798,804.11	0.00	0.00	0.00	13,798,804.11	13,798,758.10	0.00	0.00	0.00	13,798,758.10	0.00	64,992,195.89	46.01	0.00
Personal Economic Relief Allowance (PERA)	5010201000	5,400,000.00	0.00	5,400,000.00	5,400,000.00	0.00	0.00	0.00	5,400,000.00	1,296,788.55	0.00	0.00	0.00	1,296,788.55	1,296,788.55	0.00	0.00	0.00	1,296,788.55	0.00	4,103,211.45	0.00	0.00
PERA - Civilian	5010201001	5,400,000.00	0.00	5,400,000.00	5,400,000.00	0.00	0.00	0.00	5,400,000.00	1,296,788.55	0.00	0.00	0.00	1,296,788.55	1,296,788.55	0.00	0.00	0.00	1,296,788.55	0.00	4,103,211.45	0.00	0.00
Representation Allowance (RA)	5010202000	708,000.00	0.00	708,000.00	708,000.00	0.00	0.00	0.00	708,000.00	333,000.00	0.00	0.00	0.00	333,000.00	333,000.00	0.00	0.00	0.00	333,000.00	0.00	375,000.00	0.00	0.00
Transportation Allowance (TA)	5010203000	708,000.00	0.00	708,000.00	708,000.00	0.00	0.00	0.00	708,000.00	303,000.00	0.00	0.00	0.00	303,000.00	303,000.00	0.00	0.00	0.00	303,000.00	0.00	405,000.00	0.00	0.00
Transportation Allowance (TA)	5010203001	708,000.00	0.00	708,000.00	708,000.00	0.00	0.00	0.00	708,000.00	303,000.00	0.00	0.00	0.00	303,000.00	303,000.00	0.00	0.00	0.00	303,000.00	0.00	405,000.00	0.00	0.00
Clothing/Uniform Allowance	5010204000	1,350,000.00	0.00	1,350,000.00	1,350,000.00	0.00	0.00	0.00	1,350,000.00	1,086,000.00	0.00	0.00	0.00	1,086,000.00	1,086,000.00	0.00	0.00	0.00	1,086,000.00	0.00	264,000.00	0.00	0.00
Clothing/Uniform Allowance - Civilian	5010204001	1,350,000.00	0.00	1,350,000.00	1,350,000.00	0.00	0.00	0.00	1,350,000.00	1,086,000.00	0.00	0.00	0.00	1,086,000.00	1,086,000.00	0.00	0.00	0.00	1,086,000.00	0.00	264,000.00	0.00	0.00
Subsistence Allowance (SA)	5010205000	8,712,000.00	0.00	8,712,000.00	8,712,000.00	0.00	0.00	0.00	8,712,000.00	1,334,695.45	0.00	0.00	0.00	1,334,695.45	1,334,695.45	0.00	0.00	0.00	1,334,695.45	0.00	7,377,304.55	0.00	0.00
Subsistence Allowance - Magna Carta Benefits for Science and Technology under R.A. 8439	5010205002	8,712,000.00	0.00	8,712,000.00	8,712,000.00	0.00	0.00	0.00	8,712,000.00	1,334,695.45	0.00	0.00	0.00	1,334,695.45	1,334,695.45	0.00	0.00	0.00	1,334,695.45	0.00	7,377,304.55	0.00	0.00
Laundry Allowance (LA)	5010206000	1,320,000.00	0.00	1,320,000.00	1,320,000.00	0.00	0.00	0.00	1,320,000.00	251,909.29	0.00	0.00	0.00	251,909.29	251,909.29	0.00	0.00	0.00	251,909.29	0.00	1,068,090.71	0.00	0.00
Laundry Allowance - Magna Carta Benefits for Science and Technology under R.A. 8439	5010206003	1,320,000.00	0.00	1,320,000.00	1,320,000.00	0.00	0.00	0.00	1,320,000.00	251,909.29	0.00	0.00	0.00	251,909.29	251,909.29	0.00	0.00	0.00	251,909.29	0.00	1,068,090.71	0.00	0.00
Hazard Pay (HP)	5010211000	31,251,000.00	0.00	31,251,000.00	31,251,000.00	0.00	0.00	0.00	31,251,000.00	7,464,449.70	0.00	0.00	0.00	7,464,449.70	7,464,449.69	0.00	0.00	0.00	7,464,449.69	0.00	23,786,550.30	0.01	0.00
HP - Magna Carta Benefits for Science and Technology under R.A. 8439	5010211004	31,251,000.00	0.00	31,251,000.00	31,251,000.00	0.00	0.00	0.00	31,251,000.00	7,464,449.70	0.00	0.00	0.00	7,464,449.70	7,464,449.69	0.00	0.00	0.00	7,464,449.69	0.00	23,786,550.30	0.01	0.00
Longevity Pay (LP)	5010212000	7,992,000.00	0.00	7,992,000.00	7,992,000.00	0.00	0.00	0.00	7,992,000.00	1,728,961.12	0.00	0.00	0.00	1,728,961.12	1,728,915.12	0.00	0.00	0.00	1,728,915.12	0.00	6,263,038.88	46.00	0.00
Longevity Pay - Magna Carta Benefits for Science and Technology under R.A. 8439	5010212003	7,992,000.00	0.00	7,992,000.00	7,992,000.00	0.00	0.00	0.00	7,992,000.00	1,728,961.12	0.00	0.00	0.00	1,728,961.12	1,728,915.12	0.00	0.00	0.00	1,728,915.12	0.00	6,263,038.88	46.00	0.00
Year End Bonus	5010214000	9,550,000.00	0.00	9,550,000.00	9,550,000.00	0.00	0.00	0.00	9,550,000.00	0.00	0.00	0.00	0.00	0.00	0.00	0.00	0.00	0.00	0.00	0.00	9,550,000.00	0.00	0.00
Bonus - Civilian	5010214001	9,550,000.00	0.00	9,550,000.00	9,550,000.00	0.00	0.00	0.00	9,550,000.00	0.00	0.00	0.00	0.00	0.00	0.00	0.00	0.00	0.00	0.00	0.00	9,550,000.00	0.00	0.00
Cash Gift	5010215000	1,125,000.00	0.00	1,125,000.00	1,125,000.00	0.00	0.00	0.00	1,125,000.00	0.00	0.00	0.00	0.00	0.00	0.00	0.00	0.00	0.00	0.00	0.00	1,125,000.00	0.00	0.00
Cash Gift - Civilian	5010215001	1,125,000.00	0.00	1,125,000.00	1,125,000.00	0.00	0.00	0.00	1,125,000.00	0.00	0.00	0.00	0.00	0.00	0.00	0.00	0.00	0.00	0.00	0.00	1,125,000.00	0.00	0.00
Mid-Year Bonus - Civilian	5010216000	9,550,000.00	0.00	9,550,000.00	9,550,000.00	0.00	0.00	0.00	9,550,000.00	0.00	0.00	0.00	0.00	0.00	0.00	0.00	0.00	0.00	0.00	0.00	9,550,000.00	0.00	0.00
Mid-Year Bonus - Civilian	5010216001	9,550,000.00	0.00	9,550,000.00	9,550,000.00	0.00	0.00	0.00	9,550,000.00	0.00	0.00	0.00	0.00	0.00	0.00	0.00	0.00	0.00	0.00	0.00	9,550,000.00	0.00	0.00
Other Bonuses and Allowances	5010299000	1,125,000.00	0.00	1,125,000.00	1,125,000.00	0.00	0.00	0.00	1,125,000.00	0.00	0.00	0.00	0.00	0.00	0.00	0.00	0.00	0.00	0.00	0.00	1,125,000.00	0.00	0.00
Productivity Enhancement Incentive - Civilian	5010299012	1,125,000.00	0.00	1,125,000.00	1,125,000.00	0.00	0.00	0.00	1,125,000.00	0.00	0.00	0.00	0.00	0.00	0.00	0.00	0.00	0.00	0.00	0.00	1,125,000.00	0.00	0.00
Personnel Benefit Contributions		3,027,000.00	0.00	3,027,000.00	3,027,000.00	0.00	0.00	0.00	3,027,000.00	822,024.05	0.00	0.00	0.00	822,024.05	822,024.05	0.00	0.00	0.00	822,024.05	0.00	2,204,975.95	0.00	0.00
Pag-IBIG Contributions	5010302000	270,000.00	0.00	270,000.00	270,000.00	0.00	0.00	0.00	270,000.00	108,500.00	0.00	0.00	0.00	108,500.00	108,500.00	0.00	0.00	0.00	108,500.00	0.00	161,500.00	0.00	0.00
Pag-IBIG - Civilian	5010302001	270,000.00	0.00	270,000.00	270,000.00	0.00	0.00	0.00	270,000.00	108,500.00	0.00	0.00	0.00	108,500.00	108,500.00	0.00	0.00	0.00	108,500.00	0.00	161,500.00	0.00	0.00
PhilHealth Contributions	5010303000	2,487,000.00	0.00	2,487,000.00	2,487,000.00	0.00	0.00	0.00	2,487,000.00	670,224.05	0.00	0.00	0.00	670,224.05	670,224.05	0.00	0.00	0.00	670,224.05	0.00	1,816,775.95	0.00	0.00
PhilHealth - Civilian	5010303001	2,487,000.00	0.00	2,487,000.00	2,487,000.00	0.00	0.00	0.00	2,487,000.00	670,224.05													

Other Personnel Benefits	5010499000	220,000.00	0.00	220,000.00	220,000.00	0.00	0.00	0.00	220,000.00	0.00	0.00	0.00	0.00	0.00	0.00	0.00	0.00	0.00	0.00	0.00	220,000.00	0.00	0.00
Loyalty Award - Civilian	5010499015	220,000.00	0.00	220,000.00	220,000.00	0.00	0.00	0.00	220,000.00	0.00	0.00	0.00	0.00	0.00	0.00	0.00	0.00	0.00	0.00	0.00	220,000.00	0.00	0.00
Maintenance and Other Operating Expenses		182,433,000.00	0.00	182,433,000.00	182,433,000.00	0.00	0.00	0.00	182,433,000.00	25,066,102.65	0.00	0.00	0.00	25,066,102.65	13,209,208.45	0.00	0.00	0.00	13,209,208.45	0.00	157,366,897.35	0.00	11,856,894.20
Traveling Expenses		3,743,000.00	0.00	3,743,000.00	3,743,000.00	0.00	0.00	0.00	3,743,000.00	397,607.98	0.00	0.00	0.00	397,607.98	324,896.46	0.00	0.00	0.00	324,896.46	0.00	3,345,392.02	0.00	72,711.52
Traveling Expenses - Local	5020101000	1,193,000.00	0.00	1,193,000.00	1,193,000.00	0.00	0.00	0.00	1,193,000.00	363,822.48	0.00	0.00	0.00	363,822.48	324,896.46	0.00	0.00	0.00	324,896.46	0.00	829,177.52	0.00	38,926.02
Traveling Expenses - Foreign	5020102000	2,550,000.00	0.00	2,550,000.00	2,550,000.00	0.00	0.00	0.00	2,550,000.00	33,785.50	0.00	0.00	0.00	33,785.50	0.00	0.00	0.00	0.00	0.00	2,516,214.50	0.00	33,785.50	
Training and Scholarship Expenses		1,212,000.00	0.00	1,212,000.00	1,212,000.00	0.00	0.00	0.00	1,212,000.00	217,750.00	0.00	0.00	0.00	217,750.00	213,250.00	0.00	0.00	0.00	213,250.00	0.00	994,250.00	0.00	4,500.00
Training Expenses	5020201000	1,212,000.00	0.00	1,212,000.00	1,212,000.00	0.00	0.00	0.00	1,212,000.00	217,750.00	0.00	0.00	0.00	217,750.00	213,250.00	0.00	0.00	0.00	213,250.00	0.00	994,250.00	0.00	4,500.00
Training Expenses	5020201002	1,212,000.00	0.00	1,212,000.00	1,212,000.00	0.00	0.00	0.00	1,212,000.00	217,750.00	0.00	0.00	0.00	217,750.00	213,250.00	0.00	0.00	0.00	213,250.00	0.00	994,250.00	0.00	4,500.00

This report was generated using the Unified Reporting System on April 25, 2024 11:14 AM; Status : SUBMITTED

Department : Department of Science and Technology (DOST)
Agency/Entity : Philippine Nuclear Research Institute
Operating Unit : < not applicable >
Organization Code (UACS) : 19 015 000000
Fund Cluster : 01 - Regular Agency Fund

X	Current Year Appropriations
	Supplemental Appropriations
	Continuing Appropriations

(e.g. UACS Fund Cluster: 01-Regular Agency Fund, 02-Foreign Assisted Projects Fund, 03-Special Account-Locally Funded/Domestic Grants Fund, and 04-Special Account-Foreign Assisted/Foreign Grants Fund)

Particulars	UACS CODE	Appropriations			Allotments			Obligations				Disbursements				Balances							
		Authorized Appropriations	Adjustments (Transfer To/Fro)	Adjusted Appropriations	Allotments Received	Adjustments (Reductions, Modifications)	Transfer To	Transfer From	Adjusted Allotments	1st Quarter Ending March 31	2nd Quarter Ending June 30	3rd Quarter Ending September 30	4th Quarter Ending December 31	Total	1st Quarter Ending March 31	2nd Quarter Ending June 30	3rd Quarter Ending September 30	4th Quarter Ending December 31	Total	Unreleased Appropriations	Unobligated Allotments	Unpaid Obligations (15-20)=(23+24)	
																						Due and Demandable	Not Yet Due and Demandable
1	2	3	4	5=(3+4)	6	7	8	9	10=[(6+(-)7)+8+9]	11	12	13	14	15=(11+12+13+14)	16	17	18	19	20=(16+17+18+19)	21=(5-10)	22=(10-15)	23	24
Supplies and Materials Expenses		49,218,000.00	0.00	49,218,000.00	49,218,000.00	0.00	0.00	0.00	49,218,000.00	3,148,427.88	0.00	0.00	0.00	3,148,427.88	416,198.08	0.00	0.00	0.00	416,198.08	0.00	46,069,572.12	0.00	2,732,229.80
Office Supplies Expenses	5020301000	5,346,000.00	0.00	5,346,000.00	5,346,000.00	0.00	0.00	0.00	5,346,000.00	1,407,607.49	0.00	0.00	0.00	1,407,607.49	183,575.29	0.00	0.00	0.00	183,575.29	0.00	3,938,392.51	0.00	1,224,032.20
ICT Office Supplies	5020301001	331,000.00	0.00	331,000.00	331,000.00	0.00	0.00	0.00	331,000.00	50,800.00	0.00	0.00	0.00	50,800.00	0.00	0.00	0.00	0.00	0.00	0.00	280,200.00	0.00	50,800.00
Office Supplies Expenses	5020301002	5,015,000.00	0.00	5,015,000.00	5,015,000.00	0.00	0.00	0.00	5,015,000.00	1,356,807.49	0.00	0.00	0.00	1,356,807.49	183,575.29	0.00	0.00	0.00	183,575.29	0.00	3,658,192.51	0.00	1,173,232.20
Medical, Dental and Laboratory Supplies Expenses	5020308000	43,270,000.00	0.00	43,270,000.00	43,270,000.00	0.00	0.00	0.00	43,270,000.00	1,610,734.20	0.00	0.00	0.00	1,610,734.20	102,536.60	0.00	0.00	0.00	102,536.60	0.00	41,659,265.80	0.00	1,508,197.60
Fuel, Oil and Lubricants Expenses	5020309000	602,000.00	0.00	602,000.00	602,000.00	0.00	0.00	0.00	602,000.00	130,086.19	0.00	0.00	0.00	130,086.19	130,086.19	0.00	0.00	0.00	130,086.19	0.00	471,913.81	0.00	0.00
Utility Expenses		22,224,000.00	0.00	22,224,000.00	22,224,000.00	0.00	0.00	0.00	22,224,000.00	2,863,622.98	0.00	0.00	0.00	2,863,622.98	2,863,622.98	0.00	0.00	0.00	2,863,622.98	0.00	19,360,377.02	0.00	0.00
Water Expenses	5020401000	1,691,000.00	0.00	1,691,000.00	1,691,000.00	0.00	0.00	0.00	1,691,000.00	506,062.95	0.00	0.00	0.00	506,062.95	506,062.95	0.00	0.00	0.00	506,062.95	0.00	1,184,937.05	0.00	0.00
Electricity Expenses	5020402000	20,533,000.00	0.00	20,533,000.00	20,533,000.00	0.00	0.00	0.00	20,533,000.00	2,357,560.03	0.00	0.00	0.00	2,357,560.03	2,357,560.03	0.00	0.00	0.00	2,357,560.03	0.00	18,175,439.97	0.00	0.00
Communication Expenses		5,144,000.00	0.00	5,144,000.00	5,144,000.00	0.00	0.00	0.00	5,144,000.00	943,604.90	0.00	0.00	0.00	943,604.90	429,070.90	0.00	0.00	0.00	429,070.90	0.00	4,200,395.10	0.00	514,534.00
Postage and Courier Services	5020501000	432,000.00	0.00	432,000.00	432,000.00	0.00	0.00	0.00	432,000.00	0.40	0.00	0.00	0.00	0.40	0.00	0.00	0.00	0.00	0.00	0.00	431,999.60	0.00	0.40
Telephone Expenses	5020502000	3,180,000.00	0.00	3,180,000.00	3,180,000.00	0.00	0.00	0.00	3,180,000.00	429,070.90	0.00	0.00	0.00	429,070.90	429,070.90	0.00	0.00	0.00	429,070.90	0.00	2,750,929.10	0.00	0.00
Mobile	5020502001	280,000.00	0.00	280,000.00	280,000.00	0.00	0.00	0.00	280,000.00	40,498.00	0.00	0.00	0.00	40,498.00	40,498.00	0.00	0.00	0.00	40,498.00	0.00	239,502.00	0.00	0.00
Landline	5020502002	2,900,000.00	0.00	2,900,000.00	2,900,000.00	0.00	0.00	0.00	2,900,000.00	388,572.90	0.00	0.00	0.00	388,572.90	388,572.90	0.00	0.00	0.00	388,572.90	0.00	2,511,427.10	0.00	0.00
Internet Subscription Expenses	5020503000	1,532,000.00	0.00	1,532,000.00	1,532,000.00	0.00	0.00	0.00	1,532,000.00	514,533.60	0.00	0.00	0.00	514,533.60	0.00	0.00	0.00	0.00	0.00	0.00	1,017,466.40	0.00	514,533.60
Awards/Rewards and Prizes		150,000.00	0.00	150,000.00	150,000.00	0.00	0.00	0.00	150,000.00	11,200.00	0.00	0.00	0.00	11,200.00	0.00	0.00	0.00	0.00	0.00	0.00	138,800.00	0.00	11,200.00
Awards/Rewards Expenses	5020601000	150,000.00	0.00	150,000.00	150,000.00	0.00	0.00	0.00	150,000.00	11,200.00	0.00	0.00	0.00	11,200.00	0.00	0.00	0.00	0.00	0.00	0.00	138,800.00	0.00	11,200.00
Awards/Rewards Expenses	5020601001	150,000.00	0.00	150,000.00	150,000.00	0.00	0.00	0.00	150,000.00	11,200.00	0.00	0.00	0.00	11,200.00	0.00	0.00	0.00	0.00	0.00	0.00	138,800.00	0.00	11,200.00
Confidential, Intelligence and Extraordinary		136,000.00	0.00	136,000.00	136,000.00	0.00	0.00	0.00	136,000.00	3,000.00	0.00	0.00	0.00	3,000.00	3,000.00	0.00	0.00	0.00	3,000.00	0.00	133,000.00	0.00	0.00
Extraordinary and Miscellaneous Expenses	5021003000	136,000.00	0.00	136,000.00	136,000.00	0.00	0.00	0.00	136,000.00	3,000.00	0.00	0.00	0.00	3,000.00	3,000.00	0.00	0.00	0.00	3,000.00	0.00	133,000.00	0.00	0.00
Professional Services		21,849,000.00	0.00	21,849,000.00	21,849,000.00	0.00	0.00	0.00	21,849,000.00	3,220,043.80	0.00	0.00	0.00	3,220,043.80	3,030,923.01	0.00	0.00	0.00	3,030,923.01	0.00	18,628,956.20	0.00	189,120.79
Consultancy Services	5021103000	100,000.00	0.00	100,000.00	100,000.00	0.00	0.00	0.00	100,000.00	0.00	0.00	0.00	0.00	0.00	0.00	0.00	0.00	0.00	0.00	0.00	100,000.00	0.00	0.00
Consultancy Services	5021103002	100,000.00	0.00	100,000.00	100,000.00	0.00	0.00	0.00	100,000.00	0.00	0.00	0.00	0.00	0.00	0.00	0.00	0.00	0.00	0.00	0.00	100,000.00	0.00	0.00
Other Professional Services	5021199000	21,749,000.00	0.00	21,749,000.00	21,749,000.00	0.00	0.00	0.00	21,749,000.00	3,220,043.80	0.00	0.00	0.00	3,220,043.80	3,030,923.01	0.00	0.00	0.00	3,030,923.01	0.00	18,528,956.20	0.00	189,120.79
General Services		11,906,000.00	0.00	11,906,000.00	11,906,000.00	0.00	0.00	0.00															

Taxes, Insurance Premiums and Other Fees		5,249,000.00	0.00	5,249,000.00	5,249,000.00	0.00	0.00	0.00	5,249,000.00	4,387,252.28	0.00	0.00	0.00	4,387,252.28	4,387,252.28	0.00	0.00	0.00	4,387,252.28	0.00	861,747.72	0.00	0.00
Taxes, Duties and Licenses	5021501000	2,149,000.00	0.00	2,149,000.00	2,149,000.00	0.00	0.00	0.00	2,149,000.00	13,096.06	0.00	0.00	0.00	13,096.06	13,096.06	0.00	0.00	0.00	13,096.06	0.00	2,135,903.94	0.00	0.00
Taxes, Duties and Licenses	5021501001	2,149,000.00	0.00	2,149,000.00	2,149,000.00	0.00	0.00	0.00	2,149,000.00	13,096.06	0.00	0.00	0.00	13,096.06	13,096.06	0.00	0.00	0.00	13,096.06	0.00	2,135,903.94	0.00	0.00
Fidelity Bond Premiums	5021502000	100,000.00	0.00	100,000.00	100,000.00	0.00	0.00	0.00	100,000.00	0.00	0.00	0.00	0.00	0.00	0.00	0.00	0.00	0.00	0.00	0.00	100,000.00	0.00	0.00
Insurance Expenses	5021503000	3,000,000.00	0.00	3,000,000.00	3,000,000.00	0.00	0.00	0.00	3,000,000.00	4,374,156.22	0.00	0.00	0.00	4,374,156.22	4,374,156.22	0.00	0.00	0.00	4,374,156.22	0.00	(1,374,156.22)	0.00	0.00
Other Maintenance and Operating Expenses		50,717,000.00	0.00	50,717,000.00	50,717,000.00	0.00	0.00	0.00	50,717,000.00	650,672.06	0.00	0.00	0.00	650,672.06	475,238.45	0.00	0.00	0.00	475,238.45	0.00	50,066,327.94	0.00	175,433.61
Advertising Expenses	5029901000	30,000.00	0.00	30,000.00	30,000.00	0.00	0.00	0.00	30,000.00	0.00	0.00	0.00	0.00	0.00	0.00	0.00	0.00	0.00	0.00	0.00	30,000.00	0.00	0.00
Printing and Publication Expenses	5029902000	304,000.00	0.00	304,000.00	304,000.00	0.00	0.00	0.00	304,000.00	16,905.00	0.00	0.00	0.00	16,905.00	16,905.00	0.00	0.00	0.00	16,905.00	0.00	287,095.00	0.00	0.00
Representation Expenses	5029903000	1,110,000.00	0.00	1,110,000.00	1,110,000.00	0.00	0.00	0.00	1,110,000.00	63,500.06	0.00	0.00	0.00	63,500.06	49,242.45	0.00	0.00	0.00	49,242.45	0.00	1,046,499.94	0.00	14,257.61
Transportation and Delivery Expenses	5029904000	571,000.00	0.00	571,000.00	571,000.00	0.00	0.00	0.00	571,000.00	225,000.00	0.00	0.00	0.00	225,000.00	225,000.00	0.00	0.00	0.00	225,000.00	0.00	346,000.00	0.00	0.00
Rent/Lease Expenses	5029905000	46,985,000.00	0.00	46,985,000.00	46,985,000.00	0.00	0.00	0.00	46,985,000.00	0.00	0.00	0.00	0.00	0.00	0.00	0.00	0.00	0.00	0.00	0.00	46,985,000.00	0.00	0.00
Rents - Land	5029905002	46,985,000.00	0.00	46,985,000.00	46,985,000.00	0.00	0.00	0.00	46,985,000.00	0.00	0.00	0.00	0.00	0.00	0.00	0.00	0.00	0.00	0.00	0.00	46,985,000.00	0.00	0.00
Membership Dues and Contributions to	5029906000	312,000.00	0.00	312,000.00	312,000.00	0.00	0.00	0.00	312,000.00	0.00	0.00	0.00	0.00	0.00	0.00	0.00	0.00	0.00	0.00	0.00	312,000.00	0.00	0.00
Subscription Expenses	5029907000	972,000.00	0.00	972,000.00	972,000.00	0.00	0.00	0.00	972,000.00	301,447.00	0.00	0.00	0.00	301,447.00	140,271.00	0.00	0.00	0.00	140,271.00	0.00	670,553.00	0.00	161,176.00
ICT Software Subscription	5029907001	525,000.00	0.00	525,000.00	525,000.00	0.00	0.00	0.00	525,000.00	0.00	0.00	0.00	0.00	0.00	0.00	0.00	0.00	0.00	0.00	0.00	525,000.00	0.00	0.00
Other Subscription Expenses	5029907099	447,000.00	0.00	447,000.00	447,000.00	0.00	0.00	0.00	447,000.00	301,447.00	0.00	0.00	0.00	301,447.00	140,271.00	0.00	0.00	0.00	140,271.00	0.00	145,553.00	0.00	161,176.00
Other Maintenance and Operating Expenses	5029999000	433,000.00	0.00	433,000.00	433,000.00	0.00	0.00	0.00	433,000.00	43,820.00	0.00	0.00	0.00	43,820.00	43,820.00	0.00	0.00	0.00	43,820.00	0.00	389,180.00	0.00	0.00
Other Maintenance and Operating Expenses	5029999099	433,000.00	0.00	433,000.00	433,000.00	0.00	0.00	0.00	433,000.00	43,820.00	0.00	0.00	0.00	43,820.00	43,820.00	0.00	0.00	0.00	43,820.00	0.00	389,180.00	0.00	0.00
Capital Outlays		676,000,000.00	0.00	676,000,000.00	676,000,000.00	0.00	0.00	0.00	676,000,000.00	455,999,989.00	0.00	0.00	0.00	455,999,989.00	0.00	0.00	0.00	0.00	0.00	0.00	220,000,011.00	0.00	455,999,989.00

This report was generated using the Unified Reporting System on April 25, 2024 11:14 AM; Status : SUBMITTED

Department : Department of Science and Technology (DOST)

Agency/Entity : Philippine Nuclear Research Institute

Operating Unit : < not applicable >

Organization Code (UACS) : 19 015 000000


Fund Cluster : 01 - Regular Agency Fund

X	Current Year Appropriations
	Supplemental Appropriations
	Continuing Appropriations


(e.g. UACS Fund Cluster: 01-Regular Agency Fund, 02-Foreign Assisted Projects Fund, 03-Special Account-Locally Funded/Domestic Grants Fund, and 04-Special Account-Foreign Assisted/Foreign Grants Fund)

Particulars	UACS CODE	Appropriations			Allotments			Obligations					Disbursements					Balances						
		Authorized Appropriations	Adjustments (Transfer To/From)	Adjusted Appropriations	Allotments Received	Adjustments (Reductions, Modifications)	Transfer To	Transfer From	Adjusted Allotments	1st Quarter Ending March 31	2nd Quarter Ending June 30	3rd Quarter Ending September 30	4th Quarter Ending December 31	Total	1st Quarter Ending March 31	2nd Quarter Ending June 30	3rd Quarter Ending September 30	4th Quarter Ending December 31	Total	Unreleased Appropriations	Unobligated Allotments	Unpaid Obligations (15-20)=(23+24)		
																						Due and Demandable	Not Yet Due and Demandable	
1	2	3	4	5=(3+4)	6	7	8	9	10=[(6+(-)7)-8+9]	11	12	13	14	15=(11+12+13+14)	16	17	18	19	20=(16+17+18+19)	21=(5-10)	22=(10-15)	23	24	
Property, Plant and Equipment Outlay		676,000,000.00	0.00	676,000,000.00	676,000,000.00	0.00	0.00	0.00	676,000,000.00	455,999,989.00	0.00	0.00	0.00	455,999,989.00	0.00	0.00	0.00	0.00	0.00	0.00	0.00	220,000,011.00	0.00	455,999,989.00
Buildings and Other Structures	5060404000	200,000,000.00	0.00	200,000,000.00	200,000,000.00	0.00	0.00	0.00	200,000,000.00	0.00	0.00	0.00	0.00	0.00	0.00	0.00	0.00	0.00	0.00	0.00	0.00	200,000,000.00	0.00	0.00
Buildings	5060404001	200,000,000.00	0.00	200,000,000.00	200,000,000.00	0.00	0.00	0.00	200,000,000.00	0.00	0.00	0.00	0.00	0.00	0.00	0.00	0.00	0.00	0.00	0.00	0.00	200,000,000.00	0.00	0.00
Machinery and Equipment Outlay	5060405000	476,000,000.00	0.00	476,000,000.00	476,000,000.00	0.00	0.00	0.00	476,000,000.00	455,999,989.00	0.00	0.00	0.00	455,999,989.00	0.00	0.00	0.00	0.00	0.00	0.00	0.00	20,000,011.00	0.00	455,999,989.00
Technical and Scientific Equipment	5060405014	476,000,000.00	0.00	476,000,000.00	476,000,000.00	0.00	0.00	0.00	476,000,000.00	455,999,989.00	0.00	0.00	0.00	455,999,989.00	0.00	0.00	0.00	0.00	0.00	0.00	0.00	20,000,011.00	0.00	455,999,989.00
B. AUTOMATIC APPROPRIATIONS		13,754,000.00	0.00	13,754,000.00	13,754,000.00	0.00	0.00	0.00	13,754,000.00	2,208,988.35	0.00	0.00	0.00	2,208,988.35	2,208,988.35	0.00	0.00	0.00	0.00	0.00	0.00	11,545,011.65	0.00	0.00
Retirement and Life Insurance Premiums		13,754,000.00	0.00	13,754,000.00	13,754,000.00	0.00	0.00	0.00	13,754,000.00	2,208,988.35	0.00	0.00	0.00	2,208,988.35	2,208,988.35	0.00	0.00	0.00	0.00	0.00	0.00	11,545,011.65	0.00	0.00
GRAND TOTAL		1,068,969,000.00	0.00	1,068,969,000.00	1,068,969,000.00	0.00	0.00	0.00	1,068,969,000.00	525,458,673.36	0.00	0.00	0.00	525,458,673.36	55,687,493.96	0.00	0.00	0.00	55,687,493.96	0.00	543,510,326.64	1,914,296.20	467,856,883.20	


Certified Correct:


 BERNARD M. DE LARA
 Head, Budget Section
 Date: April 25, 2024 10:18 AM


Certified Correct:


 SYLVIA ANNE B. BANZUELO
 Head Accounting Section
 Date: April 25, 2024 10:18 AM

Recommending Approval By:


 GERALD DG. CONISE
 Chief, Finance and Administrative Division
 Date: April 25, 2024 10:21 AM

Approved By:


 CARLO A. ARCILLA, PH.D.
 Head of Agency
 Date: April 25, 2024 10:30 AM