


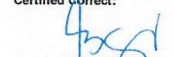
**SUMMARY OF APPROPRIATIONS, ALLOTMENTS, OBLIGATIONS, DISBURSEMENTS AND BALANCES BY OBJECT OF EXPENDITURES**  
**As at the Quarter Ending March 31, 2024**


Department : Department of Science and Technology (DOST)  
 Agency/Entity : Philippine Nuclear Research Institute  
 Operating Unit : < not applicable >  
 Organization Code (UACS) : 19 015 0000000  
 Fund Cluster : 01 - Regular Agency Fund  
 (e.g. UACS Fund Cluster: 01-Regular Agency Fund, 02-Foreign Assisted Projects Fund, 03-Special Account-Locally Funded/Domestic Grants Fund, and 04-Special Account-Foreign Assisted/Foreign Grants Fund)


|   |                             |
|---|-----------------------------|
|   | Current Year Appropriations |
|   | Supplemental Appropriations |
| X | Continuing Appropriations   |

| Particulars                                      | UACS CODE  | Appropriations            |                                |                         | Allotments  |                      |                          |             |               |                      | Obligations                 |                            |                              |                             |                   | Disbursements               |                            |                              |                             |                  | Balances               |                        |                                    |                   |
|--|------------|---------------------------|--------------------------------|-------------------------|-------------|----------------------|--------------------------|-------------|---------------|----------------------|-----------------------------|----------------------------|------------------------------|-----------------------------|-------------------|-----------------------------|----------------------------|------------------------------|-----------------------------|------------------|------------------------|------------------------|------------------------------------|-------------------|
|  |            | Authorized Appropriations | Adjustments (Transfer To/From) | Adjusted Appropriations | Allotments  |                      | Adjustments (Reductions) | Transfer To | Transfer From | Adjusted Allotments  | 1st Quarter Ending March 31 | 2nd Quarter Ending June 30 | 3rd Quarter Ending September | 4th Quarter Ending December | Total             | 1st Quarter Ending March 31 | 2nd Quarter Ending June 30 | 3rd Quarter Ending September | 4th Quarter Ending December | Total            | Unused Funds           |                        | Unpaid Obligations (16-21)-(24+25) |                   |
|  |            |                           |                                |                         | SARO        | Unobligated          |                          |             |               |                      |                             |                            |                              |                             |                   |                             |                            |                              |                             |                  | Unreleased             | Unobligated Allotments | Due and                            | Not Due           |
| 1  | 2          | 3                         | 4                              | 5=(3+4)                 | 6           | 7                    | 8                        | 9           | 10            | 11=[(6+7)-(8)-9+10]  | 12                          | 13                         | 14                           | 15                          | 16=(12+13+14+15)  | 17                          | 18                         | 19                           | 20                          | 21=(17+18+19+20) | 22=(5-11)              | 23=(11-16)             | 24                                 | 25                |
| <b>SUMMARY</b>                                   |            | 0.00                      | 0.00                           | 0.00                    | 0.00        | 22,743,884.73        | 0.00                     | 0.00        | 0.00          | 22,743,884.73        | 187,350.00                  | 0.00                       | 0.00                         | 0.00                        | 187,350.00        | 38,081.00                   | 0.00                       | 0.00                         | 0.00                        | 38,081.00        | (31,149,924.49)        | 22,556,534.73          | 0.00                               | 149,269.00        |
| Unobligated Allotment                            |            | 0.00                      | 0.00                           | 0.00                    | 0.00        | 22,743,884.73        | 0.00                     | 0.00        | 0.00          | 22,743,884.73        | 187,350.00                  | 0.00                       | 0.00                         | 0.00                        | 187,350.00        | 38,081.00                   | 0.00                       | 0.00                         | 0.00                        | 38,081.00        | (31,149,924.49)        | 22,556,534.73          | 0.00                               | 149,269.00        |
| <b>I. AGENCY SPECIFIC BUDGET</b>                 |            | 0.00                      | 0.00                           | 0.00                    | 0.00        | 22,743,884.73        | 0.00                     | 0.00        | 0.00          | 22,743,884.73        | 187,350.00                  | 0.00                       | 0.00                         | 0.00                        | 187,350.00        | 38,081.00                   | 0.00                       | 0.00                         | 0.00                        | 38,081.00        | (31,149,924.49)        | 22,556,534.73          | 0.00                               | 149,269.00        |
| Maintenance and Other Operating Expenses         |            | 0.00                      | 0.00                           | 0.00                    | 0.00        | 8,485,257.13         | 0.00                     | 0.00        | 0.00          | 8,485,257.13         | 187,350.00                  | 0.00                       | 0.00                         | 0.00                        | 187,350.00        | 38,081.00                   | 0.00                       | 0.00                         | 0.00                        | 38,081.00        | (16,891,296.89)        | 8,297,907.13           | 0.00                               | 597,076.00        |
| Traveling Expenses                               |            | 0.00                      | 0.00                           | 0.00                    | 0.00        | 93,731.29            | 0.00                     | 0.00        | 0.00          | 93,731.29            | 9,850.00                    | 0.00                       | 0.00                         | 0.00                        | 9,850.00          | 9,850.00                    | 0.00                       | 0.00                         | 0.00                        | 9,850.00         | (93,731.29)            | 83,881.29              | 0.00                               | 0.00              |
| Traveling Expenses - Local                       | 5020101000 | 0.00                      | 0.00                           | 0.00                    | 0.00        | 93,731.29            | 0.00                     | 0.00        | 0.00          | 93,731.29            | 9,850.00                    | 0.00                       | 0.00                         | 0.00                        | 9,850.00          | 9,850.00                    | 0.00                       | 0.00                         | 0.00                        | 9,850.00         | (93,731.29)            | 83,881.29              | 0.00                               | 0.00              |
| Supplies and Materials Expenses                  |            | 0.00                      | 0.00                           | 0.00                    | 0.00        | 5,103,277.18         | 0.00                     | 0.00        | 0.00          | 5,103,277.18         | 177,500.00                  | 0.00                       | 0.00                         | 0.00                        | 177,500.00        | 28,231.00                   | 0.00                       | 0.00                         | 0.00                        | 28,231.00        | (5,103,277.18)         | 4,925,777.18           | 0.00                               | 149,269.00        |
| Medical, Dental and Laboratory Supplies Expenses | 5020308000 | 0.00                      | 0.00                           | 0.00                    | 0.00        | 5,103,277.18         | 0.00                     | 0.00        | 0.00          | 5,103,277.18         | 177,500.00                  | 0.00                       | 0.00                         | 0.00                        | 177,500.00        | 28,231.00                   | 0.00                       | 0.00                         | 0.00                        | 28,231.00        | (5,103,277.18)         | 4,925,777.18           | 0.00                               | 149,269.00        |
| Communication Expenses                           |            | 0.00                      | 0.00                           | 0.00                    | 0.00        | 163,741.00           | 0.00                     | 0.00        | 0.00          | 163,741.00           | 0.00                        | 0.00                       | 0.00                         | 0.00                        | 0.00              | 0.00                        | 0.00                       | 0.00                         | 0.00                        | 0.00             | (163,741.00)           | 163,741.00             | 0.00                               | 0.00              |
| Telephone Expenses                               | 5020502000 | 0.00                      | 0.00                           | 0.00                    | 0.00        | 163,741.00           | 0.00                     | 0.00        | 0.00          | 163,741.00           | 0.00                        | 0.00                       | 0.00                         | 0.00                        | 0.00              | 0.00                        | 0.00                       | 0.00                         | 0.00                        | 0.00             | (163,741.00)           | 163,741.00             | 0.00                               | 0.00              |
| Landline   | 5020502002 | 0.00                      | 0.00                           | 0.00                    | 0.00        | 163,741.00           | 0.00                     | 0.00        | 0.00          | 163,741.00           | 0.00                        | 0.00                       | 0.00                         | 0.00                        | 0.00              | 0.00                        | 0.00                       | 0.00                         | 0.00                        | 0.00             | (163,741.00)           | 163,741.00             | 0.00                               | 0.00              |
| Professional Services                            |            | 0.00                      | 0.00                           | 0.00                    | 0.00        | 2,238,142.14         | 0.00                     | 0.00        | 0.00          | 2,238,142.14         | 0.00                        | 0.00                       | 0.00                         | 0.00                        | 0.00              | 0.00                        | 0.00                       | 0.00                         | 0.00                        | 0.00             | (2,238,142.14)         | 2,238,142.14           | 0.00                               | 0.00              |
| Other Professional Services                      | 5021199000 | 0.00                      | 0.00                           | 0.00                    | 0.00        | 2,238,142.14         | 0.00                     | 0.00        | 0.00          | 2,238,142.14         | 0.00                        | 0.00                       | 0.00                         | 0.00                        | 0.00              | 0.00                        | 0.00                       | 0.00                         | 0.00                        | 0.00             | (2,238,142.14)         | 2,238,142.14           | 0.00                               | 0.00              |
| Other Maintenance and Operating Expenses         |            | 0.00                      | 0.00                           | 0.00                    | 0.00        | 807,148.15           | 0.00                     | 0.00        | 0.00          | 807,148.15           | 0.00                        | 0.00                       | 0.00                         | 0.00                        | 0.00              | 0.00                        | 0.00                       | 0.00                         | 0.00                        | 0.00             | (807,148.15)           | 807,148.15             | 0.00                               | 0.00              |
| Representation Expenses                          | 5029903000 | 0.00                      | 0.00                           | 0.00                    | 0.00        | 295,541.87           | 0.00                     | 0.00        | 0.00          | 295,541.87           | 0.00                        | 0.00                       | 0.00                         | 0.00                        | 0.00              | 0.00                        | 0.00                       | 0.00                         | 0.00                        | 0.00             | (295,541.87)           | 295,541.87             | 0.00                               | 0.00              |
| Transportation and Delivery Expenses             | 5029904000 | 0.00                      | 0.00                           | 0.00                    | 0.00        | 511,606.28           | 0.00                     | 0.00        | 0.00          | 511,606.28           | 0.00                        | 0.00                       | 0.00                         | 0.00                        | 0.00              | 0.00                        | 0.00                       | 0.00                         | 0.00                        | 0.00             | (511,606.28)           | 511,606.28             | 0.00                               | 0.00              |
| Repairs and Maintenance                          |            | 0.00                      | 0.00                           | 0.00                    | 0.00        | 79,217.37            | 0.00                     | 0.00        | 0.00          | 79,217.37            | 0.00                        | 0.00                       | 0.00                         | 0.00                        | 0.00              | 0.00                        | 0.00                       | 0.00                         | 0.00                        | 0.00             | (79,217.37)            | 79,217.37              | 0.00                               | 0.00              |
| Repairs and Maintenance - Machinery and          | 5021305000 | 0.00                      | 0.00                           | 0.00                    | 0.00        | 79,217.37            | 0.00                     | 0.00        | 0.00          | 79,217.37            | 0.00                        | 0.00                       | 0.00                         | 0.00                        | 0.00              | 0.00                        | 0.00                       | 0.00                         | 0.00                        | 0.00             | (79,217.37)            | 79,217.37              | 0.00                               | 0.00              |
| Technical and Scientific Equipment               | 5021305014 | 0.00                      | 0.00                           | 0.00                    | 0.00        | 79,217.37            | 0.00                     | 0.00        | 0.00          | 79,217.37            | 0.00                        | 0.00                       | 0.00                         | 0.00                        | 0.00              | 0.00                        | 0.00                       | 0.00                         | 0.00                        | 0.00             | (79,217.37)            | 79,217.37              | 0.00                               | 0.00              |
| Capital Outlays                                  |            | 0.00                      | 0.00                           | 0.00                    | 0.00        | 14,258,627.60        | 0.00                     | 0.00        | 0.00          | 14,258,627.60        | 0.00                        | 0.00                       | 0.00                         | 0.00                        | 0.00              | 0.00                        | 0.00                       | 0.00                         | 0.00                        | 0.00             | (14,258,627.60)        | 14,258,627.60          | 0.00                               | 0.00              |
| Property, Plant and Equipment Outlay             |            | 0.00                      | 0.00                           | 0.00                    | 0.00        | 14,258,627.60        | 0.00                     | 0.00        | 0.00          | 14,258,627.60        | 0.00                        | 0.00                       | 0.00                         | 0.00                        | 0.00              | 0.00                        | 0.00                       | 0.00                         | 0.00                        | 0.00             | (14,258,627.60)        | 14,258,627.60          | 0.00                               | 0.00              |
| Buildings and Other Structures                   | 5060404000 | 0.00                      | 0.00                           | 0.00                    | 0.00        | 10,178,706.04        | 0.00                     | 0.00        | 0.00          | 10,178,706.04        | 0.00                        | 0.00                       | 0.00                         | 0.00                        | 0.00              | 0.00                        | 0.00                       | 0.00                         | 0.00                        | 0.00             | (10,178,706.04)        | 10,178,706.04          | 0.00                               | 0.00              |
| Buildings  | 5060404001 | 0.00                      | 0.00                           | 0.00                    | 0.00        | 10,178,706.04        | 0.00                     | 0.00        | 0.00          | 10,178,706.04        | 0.00                        | 0.00                       | 0.00                         | 0.00                        | 0.00              | 0.00                        | 0.00                       | 0.00                         | 0.00                        | 0.00             | (10,178,706.04)        | 10,178,706.04          | 0.00                               | 0.00              |
| Machinery and Equipment Outlay                   | 5060405000 | 0.00                      | 0.00                           | 0.00                    | 0.00        | 4,079,921.56         | 0.00                     | 0.00        | 0.00          | 4,079,921.56         | 0.00                        | 0.00                       | 0.00                         | 0.00                        | 0.00              | 0.00                        | 0.00                       | 0.00                         | 0.00                        | 0.00             | (4,079,921.56)         | 4,079,921.56           | 0.00                               | 0.00              |
| Technical and Scientific Equipment               | 5060405014 | 0.00                      | 0.00                           | 0.00                    | 0.00        | 4,079,921.56         | 0.00                     | 0.00        | 0.00          | 4,079,921.56         | 0.00                        | 0.00                       | 0.00                         | 0.00                        | 0.00              | 0.00                        | 0.00                       | 0.00                         | 0.00                        | 0.00             | (4,079,921.56)         | 4,079,921.56           | 0.00                               | 0.00              |
| <b>GRAND TOTAL</b>                               |            | <b>0.00</b>               | <b>0.00</b>                    | <b>0.00</b>             | <b>0.00</b> | <b>22,743,884.73</b> | <b>0.00</b>              | <b>0.00</b> | <b>0.00</b>   | <b>22,743,884.73</b> | <b>187,350.00</b>           | <b>0.00</b>                | <b>0.00</b>                  | <b>0.00</b>                 | <b>187,350.00</b> | <b>38,081.00</b>            | <b>0.00</b>                | <b>0.00</b>                  | <b>0.00</b>                 | <b>38,081.00</b> | <b>(31,149,924.49)</b> | <b>22,556,534.73</b>   | <b>0.00</b>                        | <b>149,269.00</b> |

Certified Correct:  
  
 BERNARD M. DE LARA  
 Head, Budget Section  
 Date: April 25, 2024 10:18 AM

Certified Correct:  
  
 SYLVA ANNE B. BANZUELO  
 Head Accounting Section  
 Date: April 25, 2024 10:18 AM

Recommending Approval By:  
  
 GERALD DG. CONISE  
 Chief, Finance and Administrative Division  
 Date: April 25, 2024 10:21 AM

Approved By:  
  
 CARLO A. ARCILLA, PH.D.  
 Head of Agency  
 Date: April 25, 2024 10:30 AM