

SUMMARY OF APPROPRIATIONS, ALLOTMENTS, OBLIGATIONS, DISBURSEMENTS AND BALANCES BY OBJECT OF EXPENDITURES
As at the Quarter Ending September 30, 2023

Department : Department of Science and Technology (DOST)
 Agency/Entity : Philippine Nuclear Research Institute
 Operating Unit : < not applicable >
 Organization Code (UACS) : 19 D15 000000
 Fund Cluster : 01 - Regular Agency Fund

X	Current Year Appropriations
	Supplemental Appropriations
	Continuing Appropriations

(e.g. UACS Fund Cluster: 01-Regular Agency Fund, 02-Foreign Assisted Projects Fund, 03-Special Account-Locally Funded/Domestic Grants Fund, and 04-Special Account-Foreign Assisted/Foreign Grants Fund)

Particulars	UACS CODE	Appropriations			Allotments						Obligations				Disbursements					Balances			
		Authorized Appropriations	Adjustments (Transfer To/From, Modifications/ Augmentations)	Adjusted Appropriations	Allotments Received	Adjustments (Reductions, Modifications/ Augmentations)	Transfer To	Transfer From	Adjusted Allotments	1st Quarter Ending March 31	2nd Quarter Ending June 30	3rd Quarter Ending September 30	4th Quarter Ending December 31	Total	1st Quarter Ending March 31	2nd Quarter Ending June 30	3rd Quarter Ending September 30	4th Quarter Ending December 31	Total	Unreleased Appropriations	Unobligated Allotments	Unpaid Obligations (15-20)=(23+24)	
		3	4	5=(3+4)	6	7	8	9	10=[(6)-(7)-(8)+(9)]	11	12	13	14	15=[(11)+(12)+(13)+(14)]	16	17	18	19	20=[(16)+(17)+(18)+(19)]	21=(5-10)	22=(10-15)	23	24
SUMMARY		476,652,000.00	4,929,768.00	481,581,768.00	480,591,768.00	4,929,768.00	0.00	0.00	480,591,768.00	128,742,625.09	94,825,240.61	92,843,970.74	0.00	316,111,736.44	64,403,728.30	131,161,252.45	82,555,769.18	0.00	268,119,739.93	0.00	164,470,021.56	1,865,827.04	46,126,169.47
A. AGENCY SPECIFIC BUDGET		461,857,000.00	0.00	461,857,000.00	461,557,000.00	0.00	0.00	461,557,000.00	125,339,858.85	87,598,924.12	85,120,955.24	0.00	302,059,738.21	61,031,949.34	123,911,362.18	79,121,843.68	0.00	254,053,155.20	0.00	169,497,261.79	1,850,413.54	46,126,169.47	
Personnel Services		204,469,000.00	0.00	204,469,000.00	204,469,000.00	0.00	0.00	204,469,000.00	41,076,157.25	56,124,660.10	44,095,776.47	0.00	140,295,593.82	39,961,393.47	53,631,910.05	45,627,886.76	0.00	138,445,180.28	0.00	64,173,406.18	1,850,413.54	46,126,169.47	
Salaries and Wages		117,469,000.00	0.00	117,469,000.00	117,469,000.00	0.00	0.00	117,469,000.00	27,962,536.83	28,584,607.02	28,390,493.66	0.00	84,937,637.51	25,973,076.27	27,620,953.93	29,662,085.12	0.00	83,256,115.32	0.00	32,631,362.49	1,681,522.19	0.00	
Salaries and Wages - Regular	5010101000	117,469,000.00	0.00	117,469,000.00	117,469,000.00	0.00	0.00	117,469,000.00	27,962,536.83	28,584,607.02	28,390,493.66	0.00	84,937,637.51	25,973,076.27	27,620,953.93	29,662,085.12	0.00	83,256,115.32	0.00	32,631,362.49	1,681,522.19	0.00	
Basic Salary - Civilian	5010101001	117,469,000.00	0.00	117,469,000.00	117,469,000.00	0.00	0.00	117,469,000.00	27,962,536.83	28,584,607.02	28,390,493.66	0.00	84,937,637.51	25,973,076.27	27,620,953.93	29,662,085.12	0.00	83,256,115.32	0.00	32,631,362.49	1,681,522.19	0.00	
Other Compensation		78,134,000.00	0.00	78,134,000.00	78,134,000.00	0.00	0.00	78,134,000.00	12,604,833.62	24,110,958.66	13,851,952.97	0.00	49,967,745.05	12,488,195.66	23,688,995.16	13,764,106.98	0.00	49,840,697.70	0.00	28,166,264.98	27,047.35	0.00	
Personal Economic Relief Allowance (PERA)	5010201000	5,496,000.00	0.00	5,496,000.00	5,496,000.00	0.00	0.00	5,496,000.00	1,307,647.84	1,356,609.99	1,324,115.08	0.00	3,988,372.88	1,305,647.84	1,356,609.99	1,320,115.08	0.00	3,982,372.88	0.00	1,507,627.12	6,000.00	0.00	
PERA - Civilian	5010201001	5,496,000.00	0.00	5,496,000.00	5,496,000.00	0.00	0.00	5,496,000.00	1,307,647.84	1,356,609.99	1,324,115.08	0.00	3,988,372.88	1,305,647.84	1,356,609.99	1,320,115.08	0.00	3,982,372.88	0.00	1,507,627.12	6,000.00	0.00	
Representation Allowance (RA)	5010202000	768,000.00	0.00	768,000.00	768,000.00	0.00	0.00	768,000.00	307,375.00	313,250.00	351,375.00	0.00	972,000.00	307,375.00	313,250.00	351,375.00	0.00	972,000.00	0.00	(204,000.00)	0.00	0.00	
Transportation Allowance (TA)	5010203000	768,000.00	0.00	768,000.00	768,000.00	0.00	0.00	768,000.00	272,875.00	286,250.00	326,625.00	0.00	885,750.00	272,875.00	286,250.00	326,625.00	0.00	885,750.00	0.00	(117,750.00)	0.00	0.00	
Transportation Allowance (TA)	5010203001	768,000.00	0.00	768,000.00	768,000.00	0.00	0.00	768,000.00	272,875.00	286,250.00	326,625.00	0.00	885,750.00	272,875.00	286,250.00	326,625.00	0.00	885,750.00	0.00	(117,750.00)	0.00	0.00	
Clothing/Uniform Allowance	5010204000	1,374,000.00	0.00	1,374,000.00	1,374,000.00	0.00	0.00	1,374,000.00	0.00	1,218,000.00	48,000.00	0.00	1,266,000.00	0.00	1,218,000.00	48,000.00	0.00	1,266,000.00	0.00	108,000.00	0.00	0.00	
Clothing/Uniform Allowance - Civilian	5010204001	1,374,000.00	0.00	1,374,000.00	1,374,000.00	0.00	0.00	1,374,000.00	0.00	1,218,000.00	48,000.00	0.00	1,266,000.00	0.00	1,218,000.00	48,000.00	0.00	1,266,000.00	0.00	108,000.00	0.00	0.00	
Subsistence Allowance (SA)	5010205000	8,474,000.00	0.00	8,474,000.00	8,474,000.00	0.00	0.00	8,474,000.00	1,368,036.36	1,394,400.00	1,353,315.91	0.00	4,115,752.27	1,365,886.36	1,301,367.46	1,445,295.91	0.00	4,112,348.73	0.00	4,358,247.73	3,402.54	0.00	
Subsistence Allowance - Magna Carta Benefits for Science and Technology under R.A. 8439	5010205002	8,474,000.00	0.00	8,474,000.00	8,474,000.00	0.00	0.00	8,474,000.00	1,368,036.36	1,394,400.00	1,353,315.91	0.00	4,115,752.27	1,365,886.36	1,301,367.46	1,445,295.91	0.00	4,112,348.73	0.00	4,358,247.73	3,402.54	0.00	
Laundry Allowance (LA)	5010206000	1,284,000.00	0.00	1,284,000.00	1,284,000.00	0.00	0.00	1,284,000.00	242,580.84	264,293.63	254,986.46	0.00	761,870.73	242,204.28	264,679.99	254,827.37	0.00	761,711.64	0.00	522,129.27	159.09	0.00	
Laundry Allowance - Magna Carta Benefits for Science and Technology under R.A. 8439	5010206003	1,284,000.00	0.00	1,284,000.00	1,284,000.00	0.00	0.00	1,284,000.00	242,580.84	264,293.63	254,986.46	0.00	761,870.73	242,204.28	264,679.99	254,827.37	0.00	761,711.64	0.00	522,129.27	159.09	0.00	
hazard Pay (HP)	5010211000	30,751,000.00	0.00	30,751,000.00	30,751,000.00	0.00	0.00	30,751,000.00	7,273,195.98	7,615,491.62	7,905,154.61	0.00	22,793,842.21	7,261,294.38	7,389,334.40	8,130,817.01	0.00	22,781,445.79	0.00	7,957,157.79	12,396.42	0.00	
HP - Magna Carta Benefits for Science and Technology under R.A. 8439	5010211004	30,751,000.00	0.00	30,751,000.00	30,751,000.00	0.00	0.00	30,751,000.00	7,273,195.98	7,615,491.62	7,905,154.61	0.00	22,793,842.21	7,261,294.38	7,389,334.40	8,130,817.01	0.00	22,781,445.79	0.00	7,957,157.79	12,396.42	0.00	
ongevity Pay (LP)	5010212000	7,691,000.00	0.00	7,691,000.00	7,691,000.00	0.00	0.00	7,691,000.00	1,733,112.70	1,730,400.35	1,788,380.91	0.00	5,251,893.96	1,733,112.70	1,636,640.35	1,877,051.61	0.00	5,249,804.66	0.00	2,439,108.04	5,099.30	0.00	
ongevity Pay - Magna Carta Benefits for Science and Technology under R.A. 8439	5010212003	7,691,000.00	0.00	7,691,000.00	7,691,000.00	0.00	0.00	7,691,000.00	1,733,112.70	1,730,400.35	1,788,380.91	0.00	5,251,893.96	1,733,112.70	1,636,640.35	1,877,051.61	0.00	5,249,804.66	0.00	2,439,108.04	5,099.30	0.00	
ear End Bonus	5010214000	9,789,000.00	0.00	9,789,000.00	9,789,000.00	0.00	0.00	9,789,000.00	0.00	0.00	0.00	0.00	0.00	0.00	0.00	0.00	0.00	0.00	0.00	9,789,000.00	0.00	0.00	
onus - Civilian	5010214001	9,789,000.00	0.00	9,789,000.00	9,789,000.00	0.00	0.00	9,789,000.00	0.00	0.00	0.00	0.00	0.00	0.00	0.00	0.00	0.00	0.00	0.00	9,789,000.00	0.00	0.00	
ash Gift	5010215000	1,145,000.00	0.00	1,145,000.00	1,145,000.00	0.00	0.00	1,145,000.00	0.00	0.00	0.00	0.00	0.00	0.00	0.00	0.00	0.00	0.00	0.00	1,145,000.00	0.00	0.00	
ash Gift - Civilian	5010215001	1,145,000.00	0.00	1,145,000.00	1,145,000.00	0.00	0.00	1,145,000.00	0.00	0.00	0.00	0.00	0.00	0.00	0.00	0.00	0.00	0.00	0.00	1,145,000.00	0.00	0.00	
id-Year Bonus - Civilian	5010216000	9,789,000.00	0.00	9,789,000.00	9,789,000.00	0.00	0.00	9,789,000.00	0.00	9,314,263.00	0.00	0.00	9,314,263.00	0.00	9,314,263.00	0.00	0.00	0.00	0.00	1,474,737.00	0.00	0.00	
id-Year Bonus - Civilian	5010216001	9,789,000.00	0.00	9,789,000.00	9,789,000.00	0.00	0.00	9,789,000.00	0.00	9,314,263.00	0.00	0.00	9,314,263.00	0.00	9,314,263.00	0.00	0.00	0.00	0.00	1,474,737.00	0.00	0.00	
ther Bonuses and Allowances	5010299000	1,805,000.00	0.00	1,805,000.00	1,805,000.00	0.00	0.00	1,805,000.00	0.00	618,000.00	0.00	0.00	618,000.00	0.00	618,000.00	0.00	0.00	0.00	0.00	1,187,000.00	0.00	0.00	
oductivity Enhancement Incentive - Civilian	5010299012	1,145,000.00	0.00	1,145,000.00	1,145,000.00	0.00	0.00	1,145,000.00	0.00	618,000.00	0.00	0.00	618,000.00	0.00	618,000.00	0.00	0.00	0.00	0.00	1,145,000.00	0.00	0.00	
niversity Bonus - Civilian	5010299038	660,000.00	0.00	660,000.00	660,000.00	0.00	0.00	660,000.00	0.00	0.00	0.00	0.00	0.00	0.00	0.00	0.00	0.00	0.00	0.00	660,000.00	0.00	0.00	
ersonnel Benefit Contributions		3,116,000.00	0.00	3,116,000.00	3,116,000.00	0.00	0.00	3,116,000.00	473,972.80	676,343.62	853,283.62	0.00	2,092,599.84	450,473.64	699,633.98	848,184.34	0.00	1,897,291.94	0.00	1,119,490.08	5,308.00	0.00	
g-IBIG Contributions	5010302000	275,000.00	0.00	275,000.00	275,000.00	0.00	0.00	275,000.00	45,799.26	89,100.00	66,700.00	0.00	201,599.26	44,200.00	90,690.44	66,500.00	0.00	201,390.44	0.00	73,400.74	208.82	0.00	
g-IBIG - Civilian	5010302001	275,000.00	0.00	275,000.00	275,000.00	0.00	0.00	275,000.00	45,799.26	89,100.00	66,700.00	0.00	201,599.26	44,200.00	90,69								

Department : Department of Science and Technology (DOST)
 Agency/Entity : Philippine Nuclear Research Institute
 Operating Unit : < not applicable >
 Organization Code (UACS) : 19 015 000000
 Fund Cluster : 01 - Regular Agency Fund

X	Current Year Appropriations
	Supplemental Appropriations
	Continuing Appropriations


(e.g. UACS Fund Cluster: 01-Regular Agency Fund, 02-Foreign Assisted Projects Fund, 03-Special Account-Locally Funded/Domestic Grants Fund, and 04-Special Account-Foreign Assisted/Foreign Grants Fund)


Particulars	UACS CODE	Appropriations			Allotments					Obligations				Disbursements				Balances					
		Authorized Appropriations	Adjustments (Transfer To/From, Modifications/Augmentations)	Adjusted Appropriations	Allotments Received	Adjustments (Reductions, Modifications/Augmentations)	Transfer To	Transfer From	Adjusted Allotments	1st Quarter Ending March 31	2nd Quarter Ending June 30	3rd Quarter Ending September 30	4th Quarter Ending December 31	Total	1st Quarter Ending March 31	2nd Quarter Ending June 30	3rd Quarter Ending September 30	4th Quarter Ending December 31	Total	Unreleased Appropriations	Unobligated Allotments	Unpaid Obligations (15-20)=(23+24)	
1	2	3	4	5=(3+4)	6	7	8	9	10=[(8)+(9)-(7)-(4)]	11	12	13	14	15=(11+12+13+14)	16	17	18	19	20=(16+17+18+19)	21=(5-10)	22=(10-16)	23	24
Training Expenses	5020201002	312,000.00	0.00	312,000.00	312,000.00	0.00	0.00	0.00	312,000.00	324,775.00	70,035.00	189,850.00	0.00	584,660.00	310,225.00	73,785.00	197,650.00	0.00	581,660.00	0.00	(272,860.00)	0.00	2,800.00
Supplies and Materials Expenses		38,861,000.00	0.00	38,861,000.00	38,861,000.00	0.00	0.00	0.00	38,861,000.00	2,601,882.73	5,177,645.12	3,831,888.28	0.00	11,611,416.13	728,008.01	2,342,189.36	4,132,189.13	0.00	7,203,386.50	0.00	(272,860.00)	0.00	4,408,450.83
Office Supplies Expenses	5020301000	5,340,000.00	0.00	5,340,000.00	5,340,000.00	0.00	0.00	0.00	5,340,000.00	1,755,434.23	1,744,259.75	1,211,227.53	0.00	4,710,921.51	634,862.23	1,361,275.50	1,854,423.10	0.00	3,850,661.23	0.00	(445,720.00)	0.00	850,260.28
ICT Office Supplies	5020301001	328,000.00	0.00	328,000.00	328,000.00	0.00	0.00	0.00	328,000.00	0.00	731,580.00	42,140.00	0.00	773,720.00	0.00	773,720.00	42,140.00	0.00	773,720.00	0.00	(445,720.00)	0.00	0.00
Office Supplies Expenses	5020301002	5,012,000.00	0.00	5,012,000.00	5,012,000.00	0.00	0.00	0.00	5,012,000.00	1,755,434.23	1,012,679.75	1,169,087.53	0.00	3,937,201.51	634,862.23	629,655.50	1,812,283.10	0.00	3,078,941.23	0.00	(445,720.00)	0.00	850,260.28
Medical, Dental and Laboratory Supplies Expenses	5020308000	33,019,000.00	0.00	33,019,000.00	33,019,000.00	0.00	0.00	0.00	33,019,000.00	716,020.10	3,278,062.09	2,483,503.84	0.00	6,447,586.03	17,970.00	793,422.26	2,135,329.96	0.00	2,946,722.22	0.00	26,571,413.97	0.00	3,500,863.81
Fuel, Oil and Lubricants Expenses	5020309000	602,000.00	0.00	602,000.00	602,000.00	0.00	0.00	0.00	602,000.00	155,223.28	167,156.91	452,908.59	0.00	452,908.59	76,075.78	187,500.20	142,406.07	0.00	405,982.05	0.00	149,091.41	0.00	45,926.54
Utility Expenses		22,169,000.00	0.00	22,169,000.00	22,169,000.00	0.00	0.00	0.00	22,169,000.00	4,134,308.76	3,844,462.35	4,965,212.29	0.00	12,943,983.40	2,671,536.64	5,107,232.47	4,965,212.29	0.00	12,943,983.40	0.00	9,234,916.60	0.00	0.00
Water Expenses	5020401000	1,691,000.00	0.00	1,691,000.00	1,691,000.00	0.00	0.00	0.00	1,691,000.00	542,956.87	889,058.63	851,824.82	0.00	2,283,840.32	642,956.87	889,058.63	851,824.82	0.00	2,283,840.32	0.00	(692,840.32)	0.00	0.00
Electricity Expenses	5020402000	20,477,000.00	0.00	20,477,000.00	20,477,000.00	0.00	0.00	0.00	20,477,000.00	3,591,351.89	2,955,403.72	4,113,387.47	0.00	10,660,143.08	2,328,581.77	4,218,173.84	4,113,387.47	0.00	10,660,143.08	0.00	8,816,896.92	0.00	0.00
Communication Expenses		5,130,000.00	0.00	5,130,000.00	5,130,000.00	0.00	0.00	0.00	5,130,000.00	1,461,411.80	247,679.60	1,845,261.34	0.00	3,564,262.54	38,888.00	334,444.69	2,318,637.34	0.00	2,681,979.94	0.00	1,575,747.46	0.00	862,272.60
Postage and Courier Services	5020501000	432,000.00	0.00	432,000.00	432,000.00	0.00	0.00	0.00	432,000.00	0.00	1,659.00	285,748.87	0.00	290,405.87	0.00	517.00	285,748.87	0.00	289,283.87	0.00	141,594.13	0.00	1,142.00
Telephone Expenses	5020502000	3,166,000.00	0.00	3,166,000.00	3,166,000.00	0.00	0.00	0.00	3,166,000.00	41,998.00	1,593,847.80	1,717,260.00	0.00	1,708,118.40	38,888.00	71,172.60	1,595,047.80	0.00	1,459,881.60	0.00	1,459,881.60	0.00	1,000.00
Mobile	5020502001	100,000.00	0.00	100,000.00	100,000.00	0.00	0.00	0.00	100,000.00	41,998.00	64,632.00	56,478.00	0.00	163,108.00	38,888.00	65,532.00	57,678.00	0.00	162,108.00	0.00	(63,105.00)	0.00	1,000.00
Internet Subscription Expenses	5020503000	1,532,000.00	0.00	1,532,000.00	1,532,000.00	0.00	0.00	0.00	1,532,000.00	1,419,413.60	175,648.00	(37,333.33)	0.00	1,557,728.27	0.00	5,640.00	1,537,368.80	0.00	1,543,010.40	0.00	1,522,989.60	0.00	0.00
Awards/Rewards and Prizes		150,000.00	0.00	150,000.00	150,000.00	0.00	0.00	0.00	150,000.00	0.00	9,968.00	0.00	0.00	9,968.00	0.00	262,755.00	434,642.67	0.00	697,597.67	0.00	(25,728.27)	0.00	860,130.60
Awards/Rewards Expenses	5020601000	150,000.00	0.00	150,000.00	150,000.00	0.00	0.00	0.00	150,000.00	0.00	9,968.00	0.00	0.00	9,968.00	0.00	9,968.00	0.00	0.00	9,968.00	0.00	140,832.00	0.00	0.00
Awards/Rewards Expenses	5020601001	150,000.00	0.00	150,000.00	150,000.00	0.00	0.00	0.00	150,000.00	0.00	9,968.00	0.00	0.00	9,968.00	0.00	9,968.00	0.00	0.00	9,968.00	0.00	140,832.00	0.00	0.00
Confidential, Intelligence and Extraordinary		136,000.00	0.00	136,000.00	136,000.00	0.00	0.00	0.00	136,000.00	14,000.00	7,000.00	(5,200.00)	0.00	15,800.00	6,000.00	7,000.00	0.00	0.00	13,000.00	0.00	120,200.00	0.00	2,800.00
Extraordinary and Miscellaneous Expenses	5021003000	136,000.00	0.00	136,000.00	136,000.00	0.00	0.00	0.00	136,000.00	14,000.00	7,000.00	(5,200.00)	0.00	15,800.00	6,000.00	7,000.00	0.00	0.00	13,000.00	0.00	120,200.00	0.00	2,800.00
Professional Services		10,200,000.00	0.00	10,200,000.00	10,200,000.00	0.00	0.00	0.00	10,200,000.00	2,761,790.80	3,695,743.03	3,479,604.20	0.00	8,937,138.03	2,438,947.14	3,235,976.16	3,821,760.42	0.00	9,496,683.72	0.00	362,861.97	0.00	340,454.31
Consultancy Services	5021103000	100,000.00	0.00	100,000.00	100,000.00	0.00	0.00	0.00	100,000.00	0.00	0.00	0.00	0.00	0.00	0.00	0.00	0.00	0.00	0.00	0.00	100,000.00	0.00	0.00
Consultancy Services	5021103002	100,000.00	0.00	100,000.00	100,000.00	0.00	0.00	0.00	100,000.00	0.00	0.00	0.00	0.00	0.00	0.00	0.00	0.00	0.00	0.00	0.00	100,000.00	0.00	0.00
Other Professional Services	5021199000	10,100,000.00	0.00	10,100,000.00	10,100,000.00	0.00	0.00	0.00	10,100,000.00	2,761,790.80	3,695,743.03	3,479,604.20	0.00	8,937,138.03	2,438,947.14	3,235,976.16	3,821,760.42	0.00	9,496,683.72	0.00	262,861.97	0.00	340,454.31
General Services		10,300,000.00	0.00	10,300,000.00	10,300,000.00	0.00	0.00	0.00	10,300,000.00	0.00	13,185,770.48	0.00	0.00	13,185,770.48	0.00	4,773,690.90	2,676,963.44	0.00	7,450,654.34	0.00	(2,895,776.48)	0.00	5,745,216.14
Sanitation Services	5021202000	4,378,000.00	0.00	4,378,000.00	4,378,000.00	0.00	0.00	0.00	4,378,000.00	0.00	6,516,402.48	0.00	0.00	6,516,402.48	0.00	1,968,417.70	1,212,055.39	0.00	3,180,483.09	0.00	(2,138,402.48)	0.00	3,335,919.39
Security Services	5021203000	5,922,000.00	0.00	5,922,000.00	5,922,000.00	0.00	0.00	0.00	5,922,000.00	0.00	6,679,368.00	0.00	0.00	6,679,368.00	0.00	2,805,173.20	1,464,899.05	0.00	4,270,072.25	0.00	(757,368.00)	0.00	2,409,296.75
Repairs and Maintenance		12,485,000.00	0.00	12,485,000.00	12,485,000.00	0.00	0.00	0.00	12,485,000.00	5,189,326.62	2,408,191.85	4,749,777.40	0.00	12,348,295.87	898,181.37	4,111,100.46	5,094,603.04	0.00	9,898,784.87	0.00	136,702.43	0.00	2,464,812.70
Repairs and Maintenance - Buildings and Other	5021304000	6,400,000.00	0.00	6,400,000.00	6,400,000.00	0.00	0.00	0.00	6,400,000.00	3,478,408.01	1,301,342.58	2,267,305.39	0.00	7,047,055.98	528,563.85	4,044,580.46	2,473,911.67	0.00	7,047,055.98	0.00	(647,055.98)	0.00	0.00
Buildings	5021304001	6,400,000.00	0.00	6,400,000.00	6,400,000.00	0.00	0.00	0.00	6,400,000.00	3,478,408.01	1,301,342.58	2,267,305.39	0.00	7,047,055.98	528,563.85	4,044,580.46	2,473,911.67	0.00	7,047,055.98	0.00	(647,055.98)	0.00	0.00
Repairs and Maintenance - Machinery and	5021305000	5,685,000.00	0.00	5,685,000.00	5,685,000.00	0.00	0.00	0.00	5,685,000.00	1,691,920.51	1,078,769.07	2,389,252.01	0.00	5,159,941.59	149,617.52	38,440.00	2,542,521.37	0.00	2,730,578.89	0.00	525,054.41	0.00	2,429,362.70
Office Equipment	5021305002	80,000.00	0.00	80,000.00	80,000.00	0.00	0.00	0.00	80,000.00	0.00	0.00	0.00	0.00	0.00	0.00	0.00	0.00	0.00	0.00	0.00	80,000.00	0.00	0.00
Technical and Scientific Equipment	5021305014	5,605,000.00	0.00	5,605,000.00	5,605,000.00	0.00	0.00	0.00	5,605,000.00	1,691,920.51	1,078,769.07	2,389,252.01	0.00	5,159,941.59	149,617.52	38,440.00	2,542,521.37	0.00	2,730,578.89	0.00	525,054.41	0.00	2,429,362.70
Repairs and Maintenance - Transportation	5021306000	400,000.00	0.00	400,000.00	400,000.00	0.00	0.00	0.00	400,000.00	20,000.00	28,000.00	93,220.00	0.00	141,300.00	20,000.00	28,000.00	68,070.00	0.00	116,150.00	0.00	258,700.00	0.00	25,150.00
Motor Vehicles	5021306001	400,000.00	0.00	400,000.																			

Department : Department of Science and Technology (DOST)
 Agency/Entity : Philippine Nuclear Research Institute
 Operating Unit : < not applicable >
 Organization Code (UACS) : 19 015 0000000
 Fund Cluster : 01 - Regular Agency Fund
 (e.g. UACS Fund Cluster: 01-Regular Agency Fund, 02-Foreign Assisted Projects Fund, 03-Special Account-Locally Funded/Domestic Grants Fund, and 04-Special Account-Foreign Assisted/Foreign Grants Fund)

X	Current Year Appropriations
	Supplemental Appropriations
	Continuing Appropriations


Particulars	UACS CODE	Appropriations			Allotments					Obligations					Disbursements					Balances				
		Authorized Appropriations	Adjustments (Transfer To/From, Modifications/Augmentations)	Adjusted Appropriations	Allotments Received	Adjustments (Reductions, Modifications/Augmentations)	Transfer To	Transfer From	Adjusted Allotments	1st Quarter Ending March 31	2nd Quarter Ending June 30	3rd Quarter Ending September 30	4th Quarter Ending December 31	Total	1st Quarter Ending March 31	2nd Quarter Ending June 30	3rd Quarter Ending September 30	4th Quarter Ending December 31	Total	Unreleased Appropriations	Unobligated Allotments	Unpaid Obligations (15-20)-(23+24)		
																						Due and Demandable	Not Yet Due and Demandable	
1	2	3	4	5=(3+4)	6	7	8	9	10=[(6)-(7)-(8)+9]	11	12	13	14	15=(11+12+13+14)	16	17	18	19	20=(16+17+18+19)	21=(5-10)	22=(10-15)	23	24	
Capital Outlays		98,050,000.00	0.00	98,050,000.00	98,050,000.00	0.00	0.00	0.00	98,050,000.00	15,766,319.91	140,000.00	23,347,455.61	0.00	39,243,775.52	0.00	558,895.83	7,110,714.42	0.00	7,670,610.25	0.00	58,806,224.48	0.00	31,873,165.27	
Property, Plant and Equipment Outlay		98,050,000.00	0.00	98,050,000.00	98,050,000.00	0.00	0.00	0.00	98,050,000.00	15,766,319.91	140,000.00	23,347,455.61	0.00	39,243,775.52	0.00	558,895.83	7,110,714.42	0.00	7,670,610.25	0.00	58,806,224.48	0.00	31,873,165.27	
Buildings and Other Structures	5090404000	66,676,000.00	0.00	66,676,000.00	66,676,000.00	0.00	0.00	0.00	66,676,000.00	1,459,472.83	0.00	10,049,732.25	0.00	11,509,205.08	0.00	558,895.83	1,088,897.92	0.00	1,648,793.75	0.00	55,166,794.92	0.00	9,860,411.33	
Buildings	5090404001	66,676,000.00	0.00	66,676,000.00	66,676,000.00	0.00	0.00	0.00	66,676,000.00	1,459,472.83	0.00	10,049,732.25	0.00	11,509,205.08	0.00	558,895.83	1,088,897.92	0.00	1,648,793.75	0.00	55,166,794.92	0.00	9,860,411.33	
Machinery and Equipment Outlay	5090405000	31,374,000.00	0.00	31,374,000.00	31,374,000.00	0.00	0.00	0.00	31,374,000.00	14,298,847.08	140,000.00	13,297,723.36	0.00	27,734,570.44	0.00	0.00	0.00	0.00	6,021,816.50	0.00	3,639,429.56	0.00	21,712,753.94	
Technical and Scientific Equipment	5090405014	31,374,000.00	0.00	31,374,000.00	31,374,000.00	0.00	0.00	0.00	31,374,000.00	14,298,847.08	140,000.00	13,297,723.36	0.00	27,734,570.44	0.00	0.00	0.00	0.00	6,021,816.50	0.00	3,639,429.56	0.00	21,712,753.94	
B. AUTOMATIC APPROPRIATIONS		14,095,000.00	0.00	14,095,000.00	14,095,000.00	0.00	0.00	0.00	14,095,000.00	3,402,766.24	2,296,659.40	3,422,915.50	0.00	9,122,241.14	3,371,778.96	2,312,133.18	3,422,915.50	0.00	9,106,827.64	0.00	4,972,768.86	15,413.50	0.00	
Retirement and Life Insurance Premiums		14,095,000.00	0.00	14,095,000.00	14,095,000.00	0.00	0.00	0.00	14,095,000.00	3,402,766.24	2,296,659.40	3,422,915.50	0.00	9,122,241.14	3,371,778.96	2,312,133.18	3,422,915.50	0.00	9,106,827.64	0.00	4,972,768.86	15,413.50	0.00	
C. SPECIAL PURPOSE FUNDS		0.00	4,929,758.00	4,929,758.00	0.00	4,929,758.00	0.00	0.00	4,929,758.00	0.00	4,929,757.09	0.00	0.00	4,929,757.09	0.00	4,929,757.09	0.00	0.00	4,929,757.09	0.00	0.00	0.00	0.00	
Miscellaneous Personnel Benefits Fund		0.00	4,929,758.00	4,929,758.00	0.00	4,929,758.00	0.00	0.00	4,929,758.00	0.00	4,929,757.09	0.00	0.00	4,929,757.09	0.00	4,929,757.09	0.00	0.00	4,929,757.09	0.00	0.00	0.00	0.00	
Other Compensation	5010290000	0.00	4,929,758.00	4,929,758.00	0.00	4,929,758.00	0.00	0.00	4,929,758.00	0.00	4,929,757.09	0.00	0.00	4,929,757.09	0.00	4,929,757.09	0.00	0.00	4,929,757.09	0.00	0.00	0.00	0.00	
Other Bonuses and Allowances		0.00	4,929,758.00	4,929,758.00	0.00	4,929,758.00	0.00	0.00	4,929,758.00	0.00	4,929,757.09	0.00	0.00	4,929,757.09	0.00	4,929,757.09	0.00	0.00	4,929,757.09	0.00	0.00	0.00	0.00	
Performance Based Bonus - Civilian	5010290014	0.00	4,929,758.00	4,929,758.00	0.00	4,929,758.00	0.00	0.00	4,929,758.00	0.00	4,929,757.09	0.00	0.00	4,929,757.09	0.00	4,929,757.09	0.00	0.00	4,929,757.09	0.00	0.00	0.00	0.00	
GRAND TOTAL		476,652,000.00	4,929,758.00	480,581,758.00	476,652,000.00	4,929,758.00	0.00	0.00	480,581,758.00	128,742,626.09	94,825,240.61	92,643,870.74	0.00	316,111,736.44	54,403,728.30	131,160,282.45	82,556,789.18	0.00	268,118,739.93	0.00	164,470,021.66	1,886,827.04	46,128,169.47	

Certified Correct:

 BERNARD M. DE LARA
 Head, Budget Section
 Date: October 17, 2023 03:27 PM

Certified Correct:

 SYLVIA ANNE B. BANZUETO
 OIC, Accounting Section
 Date: October 17, 2023 03:27 PM

Recommending Approval By:

 GERLADINO CONIVE, MPA
 Chief, Finance and Administrative Division
 Date: October 17, 2023 03:30 PM

Approved By:

 CARLO A. ARCILLA, PH.D.
 Head of Agency
 Date: October 17, 2023 03:32 PM

This report was generated using the Unified Reporting System on October 19, 2023 9:14 AM; Status : SUBMITTED