

**SUMMARY OF APPROPRIATIONS, ALLOTMENTS, OBLIGATIONS, DISBURSEMENTS AND BALANCES BY OBJECT OF EXPENDITURES**  
**As at the Quarter Ending June 30, 2023**

Department : Department of Science and Technology (DOST)  
 Agency/Entity : Philippine Nuclear Research Institute  
 Operating Unit : < not applicable >  
 Organization Code (UACS) : 19 015 000000  
 Fund Cluster : 01 - Regular Agency Fund  
 (e.g. UACS Fund Cluster: 01-Regular Agency Fund, 02-Foreign Assisted Projects Fund, 03-Special Account-Locally Funded/Domestic Grants Fund, and 04-Special Account-Foreign Assisted/Foreign Grants Fund)

X	Current Year Appropriations
	Supplemental Appropriations
	Continuing Appropriations

Particulars	UACS CODE	Appropriations			Allotments			Obligations				Disbursements				Balances							
		Authorized Appropriations	Adjustments (Transfer To/From, Modifications/ Augmentations)	Adjusted Appropriations	Allotments Received	Adjustments (Reductions, Modifications/ Augmentations)	Transfer To	Transfer From	Adjusted Allotments	1st Quarter Ending March 31	2nd Quarter Ending June 30	3rd Quarter Ending September 30	4th Quarter Ending December 31	Total	1st Quarter Ending March 31	2nd Quarter Ending June 30	3rd Quarter Ending September 30	4th Quarter Ending December 31	Total	Unreleased Appropriations	Unobligated Allotments	Unpaid Obligations (15-20)=(23+24)	
1	2	3	4	5=(3+4)	6	7	8	9	10=[(6+(-7)-8)+9]	11	12	13	14	15=(11+12+13+14)	16	17	18	19	20=(16+17+18+19)	21=(5-10)	22=(10-15)	23	24
SUMMARY		475,652,000.00	4,929,758.00	480,581,758.00	450,652,000.00	4,929,758.00	0.00	0.00	455,581,758.00	128,742,625.09	94,825,240.61	0.00	0.00	223,567,865.70	54,403,728.30	131,160,252.45	0.00	0.00	185,563,980.75	25,000,000.00	232,013,892.30	3,397,937.33	34,805,947.62
A. AGENCY SPECIFIC BUDGET		461,557,000.00	0.00	461,557,000.00	436,557,000.00	0.00	0.00	0.00	436,557,000.00	125,339,858.85	87,598,924.12	0.00	0.00	212,938,782.97	51,031,949.34	123,918,362.18	0.00	0.00	174,950,311.52	25,000,000.00	223,618,217.03	3,382,523.83	34,805,947.62
Personnel Services		204,469,000.00	0.00	204,469,000.00	204,469,000.00	0.00	0.00	0.00	204,469,000.00	41,075,157.25	55,124,860.10	0.00	0.00	96,199,817.35	38,981,383.47	53,835,910.05	0.00	0.00	92,817,293.52	0.00	108,269,182.65	3,382,523.83	0.00
Salaries and Wages	5010100000	117,469,000.00	0.00	117,469,000.00	117,469,000.00	0.00	0.00	0.00	117,469,000.00	27,962,536.83	28,584,607.02	0.00	0.00	56,547,143.85	25,973,076.27	27,620,953.93	0.00	0.00	53,594,030.20	0.00	60,921,856.15	2,953,113.65	0.00
Salaries and Wages - Regular	5010101000	117,469,000.00	0.00	117,469,000.00	117,469,000.00	0.00	0.00	0.00	117,469,000.00	27,962,536.83	28,584,607.02	0.00	0.00	56,547,143.85	25,973,076.27	27,620,953.93	0.00	0.00	53,594,030.20	0.00	60,921,856.15	2,953,113.65	0.00
Basic Salary - Civilian	5010101001	117,469,000.00	0.00	117,469,000.00	117,469,000.00	0.00	0.00	0.00	117,469,000.00	27,962,536.83	28,584,607.02	0.00	0.00	56,547,143.85	25,973,076.27	27,620,953.93	0.00	0.00	53,594,030.20	0.00	60,921,856.15	2,953,113.65	0.00
Other Compensation	5010200000	79,134,000.00	0.00	79,134,000.00	79,134,000.00	0.00	0.00	0.00	79,134,000.00	12,504,833.52	24,110,958.56	0.00	0.00	36,615,792.08	12,488,195.56	23,698,395.16	0.00	0.00	38,186,590.72	0.00	42,518,207.92	429,201.36	0.00
Personal Economic Relief Allowance (PERA)	5010201000	5,496,000.00	0.00	5,496,000.00	5,496,000.00	0.00	0.00	0.00	5,496,000.00	1,307,647.84	1,356,609.96	0.00	0.00	2,664,257.80	1,305,647.84	1,356,609.96	0.00	0.00	2,662,257.80	0.00	2,831,742.20	2,000.00	0.00
PERA - Civilian	5010201001	5,496,000.00	0.00	5,496,000.00	5,496,000.00	0.00	0.00	0.00	5,496,000.00	1,307,647.84	1,356,609.96	0.00	0.00	2,664,257.80	1,305,647.84	1,356,609.96	0.00	0.00	2,662,257.80	0.00	2,831,742.20	2,000.00	0.00
Representation Allowance (RA)	5010202000	768,000.00	0.00	768,000.00	768,000.00	0.00	0.00	0.00	768,000.00	307,375.00	313,250.00	0.00	0.00	620,625.00	313,250.00	313,250.00	0.00	0.00	620,625.00	0.00	147,375.00	0.00	0.00
Transportation Allowance (TA)	5010203000	768,000.00	0.00	768,000.00	768,000.00	0.00	0.00	0.00	768,000.00	272,875.00	286,250.00	0.00	0.00	559,125.00	272,875.00	286,250.00	0.00	0.00	559,125.00	0.00	208,875.00	0.00	0.00
Transportation Allowance (TA)	5010203001	768,000.00	0.00	768,000.00	768,000.00	0.00	0.00	0.00	768,000.00	272,875.00	286,250.00	0.00	0.00	559,125.00	272,875.00	286,250.00	0.00	0.00	559,125.00	0.00	208,875.00	0.00	0.00
Clothing/Uniform Allowance	5010204000	1,374,000.00	0.00	1,374,000.00	1,374,000.00	0.00	0.00	0.00	1,374,000.00	0.00	1,218,000.00	0.00	0.00	1,218,000.00	0.00	1,218,000.00	0.00	0.00	1,218,000.00	0.00	156,000.00	0.00	0.00
Clothing/Uniform Allowance - Civilian	5010204001	1,374,000.00	0.00	1,374,000.00	1,374,000.00	0.00	0.00	0.00	1,374,000.00	0.00	1,218,000.00	0.00	0.00	1,218,000.00	0.00	1,218,000.00	0.00	0.00	1,218,000.00	0.00	156,000.00	0.00	0.00
Subsistence Allowance (SA)	5010205000	8,474,000.00	0.00	8,474,000.00	8,474,000.00	0.00	0.00	0.00	8,474,000.00	1,368,036.36	1,394,400.00	0.00	0.00	2,762,436.36	1,365,686.36	1,301,367.46	0.00	0.00	2,667,053.82	0.00	5,711,563.64	95,382.54	0.00
Subsistence Allowance - Magna Carta Benefits for Science and Technology under R.A. 8439	5010205002	8,474,000.00	0.00	8,474,000.00	8,474,000.00	0.00	0.00	0.00	8,474,000.00	1,368,036.36	1,394,400.00	0.00	0.00	2,762,436.36	1,365,686.36	1,301,367.46	0.00	0.00	2,667,053.82	0.00	5,711,563.64	95,382.54	0.00
Laundry Allowance ( LA )	5010206000	1,284,000.00	0.00	1,284,000.00	1,284,000.00	0.00	0.00	0.00	1,284,000.00	242,590.64	264,293.63	0.00	0.00	506,884.27	242,204.28	264,679.99	0.00	0.00	506,884.27	0.00	777,115.73	0.00	0.00
Laundry Allowance - Magna Carta Benefits for Science and Technology under R.A. 8439	5010206003	1,284,000.00	0.00	1,284,000.00	1,284,000.00	0.00	0.00	0.00	1,284,000.00	242,590.64	264,293.63	0.00	0.00	506,884.27	242,204.28	264,679.99	0.00	0.00	506,884.27	0.00	777,115.73	0.00	0.00
Hazard Pay ( HP )	5010211000	30,751,000.00	0.00	30,751,000.00	30,751,000.00	0.00	0.00	0.00	30,751,000.00	7,273,195.98	7,615,491.62	0.00	0.00	14,888,687.60	7,261,294.38	7,389,334.40	0.00	0.00	14,650,628.78	0.00	15,862,312.40	238,058.82	0.00
HP - Magna Carta Benefits for Science and Technology under R.A. 8439	5010211004	30,751,000.00	0.00	30,751,000.00	30,751,000.00	0.00	0.00	0.00	30,751,000.00	7,273,195.98	7,615,491.62	0.00	0.00	14,888,687.60	7,261,294.38	7,389,334.40	0.00	0.00	14,650,628.78	0.00	15,862,312.40	238,058.82	0.00
Longevity Pay ( LP )	5010212000	7,691,000.00	0.00	7,691,000.00	7,691,000.00	0.00	0.00	0.00	7,691,000.00	1,733,112.70	1,730,400.35	0.00	0.00	3,463,513.05	1,733,112.70	1,636,640.35	0.00	0.00	3,369,753.05	0.00	4,227,486.95	93,760.00	0.00
Longevity Pay - Magna Carta Benefits for Science and Technology under R.A. 8439	5010212003	7,691,000.00	0.00	7,691,000.00	7,691,000.00	0.00	0.00	0.00	7,691,000.00	1,733,112.70	1,730,400.35	0.00	0.00	3,463,513.05	1,733,112.70	1,636,640.35	0.00	0.00	3,369,753.05	0.00	4,227,486.95	93,760.00	0.00
Year End Bonus	5010214000	9,789,000.00	0.00	9,789,000.00	9,789,000.00	0.00	0.00	0.00	9,789,000.00	0.00	0.00	0.00	0.00	0.00	0.00	0.00	0.00	0.00	0.00	0.00	9,789,000.00	0.00	0.00
Bonus - Civilian	5010214001	9,789,000.00	0.00	9,789,000.00	9,789,000.00	0.00	0.00	0.00	9,789,000.00	0.00	0.00	0.00	0.00	0.00	0.00	0.00	0.00	0.00	0.00	0.00	9,789,000.00	0.00	0.00
Cash Gift	5010215000	1,145,000.00	0.00	1,145,000.00	1,145,000.00	0.00	0.00	0.00	1,145,000.00	0.00	0.00	0.00	0.00	0.00	0.00	0.00	0.00	0.00	0.00	0.00	1,145,000.00	0.00	0.00
Cash Gift - Civilian	5010215001	1,145,000.00	0.00	1,145,000.00	1,145,000.00	0.00	0.00	0.00	1,145,000.00	0.00	0.00	0.00	0.00	0.00	0.00	0.00	0.00	0.00	0.00	0.00	1,145,000.00	0.00	0.00
Mid-Year Bonus - Civilian	5010216000	9,789,000.00	0.00	9,789,000.00	9,789,000.00	0.00	0.00	0.00	9,789,000.00	0.00	9,314,263.00	0.00	0.00	9,314,263.00	0.00	9,314,263.00	0.00	0.00	9,314,263.00	0.00	474,737.00	0.00	0.00
Mid-Year Bonus - Civilian	5010216001	9,789,000.00	0.00	9,789,000.00	9,789,000.00	0.00	0.00	0.00	9,789,000.00	0.00	9,314,263.00	0.00	0.00	9,314,263.00	0.00	9,314,263.00	0.00	0.00	9,314,263.00	0.00	474,737.00	0.00	0.00
Other Bonuses and Allowances	5010299000	1,805,000.00	0.00	1,805,000.00	1,805,000.00	0.00	0.00	0.00	1,805,000.00	0.00	618,000.00	0.00	0.00	618,000.00	0.00	618,000.00	0.00	0.00	618,000.00	0.00	1,187,000.00	0.00	0.00
Productivity Enhancement Incentive - Civilian	5010299012	1,145,000.00	0.00	1,145,000.00	1,145,000.00	0.00	0.00	0.00	1,145,000.00	0.00	0.00	0.00	0.00	0.00	0.00	0.00	0.00	0.00	0.00	0.00	1,145,000.00	0.00	0.00
Anniversary Bonus - Civilian	5010299038	660,000.00	0.00	660,000.00	660,000.00	0.00	0.00	0.00	660,000.00	0.00	618,000.00	0.00	0.00	618,000.00	0.00	618,000.00	0.00	0.00	618,000.00	0.00	42,000.00	0.00	0.00
Personnel Benefit Contributions	5010300000	3,116,000.00	0.00	3,116,000.00	3,116,000.00	0.00	0.00	0.00	3,116,000.00	473,972.90	675,343.52	0.00	0.00	1,149,316.42	450,473.64	698,633.96	0.00	0.00	1,149,107.60	0.00	1,966,683.58	208.82	0.00
Pag-IBIG Contributions	5010302000	275,000.00	0.00	275,000.00	275,000.00	0.00	0.00	0.00	275,000.00	45,799.26	89,100.00	0.00	0.00	134,899.26	44,200.00	90,690.44	0.00	0.00	134,890.44	0.00	140,100.74	8.82	0.00
Pag-IBIG - Civilian	5010302001	275,000.00	0.00	275,000.00	275,000.00	0.00	0.00	0.00	275,000.00	45,799.26	89,100.00	0.00	0.00	134,899.26	44,								

Department : Department of Science and Technology (DOST)  
 Agency/Entity : Philippine Nuclear Research Institute  
 Operating Unit : < not applicable >  
 Organization Code (UACS) : 19 015 000000  
 Fund Cluster : 01 - Regular Agency Fund

X Current Year Appropriations  
 Supplemental Appropriations  
 Continuing Appropriations

(e.g. UACS Fund Cluster: 01-Regular Agency Fund, 02-Foreign Assisted Projects Fund, 03-Special Account-Locally Funded/Domestic Grants Fund, and 04-Special Account-Foreign Assisted/Foreign Grants Fund)


Particulars	UACS CODE	Authorized Appropriations	Appropriations Adjustments (Transfer To/From, Modifications/Augmentations)	Adjusted Appropriations	Allotments					Obligations				Disbursements				Balances			Unpaid Obligations (15-20)=(23+24)		
					Allotments Received	Adjustments (Reductions, Modifications/Augmentations)	Transfer To	Transfer From	Adjusted Allotments	1st Quarter Ending March 31	2nd Quarter Ending June 30	3rd Quarter Ending September 30	4th Quarter Ending December 31	Total	1st Quarter Ending March 31	2nd Quarter Ending June 30	3rd Quarter Ending September 30	4th Quarter Ending December 31	Total	Unreleased Appropriations	Unobligated Allotments	Due and Demandable	Not Yet Due and Demandable
1	2	3	4	5=(3+4)	6	7	8	9	10=[(6+(-7))-8+9]	11	12	13	14	15=[(11+12+13+14)]	16	17	18	19	20=(16+17+18+19)	21=(5-10)	22=(10-15)	23	24
Training Expenses	5020201000	312,000.00	0.00	312,000.00	212,000.00	0.00	0.00	0.00	212,000.00	324,775.00	70,035.00	0.00	0.00	394,810.00	310,225.00	73,785.00	0.00	0.00	384,010.00	100,000.00	(182,810.00)	0.00	10,800.00
Training Expenses	5020201002	312,000.00	0.00	312,000.00	212,000.00	0.00	0.00	0.00	212,000.00	324,775.00	70,035.00	0.00	0.00	394,810.00	310,225.00	73,785.00	0.00	0.00	384,010.00	100,000.00	(182,810.00)	0.00	10,800.00
Supplies and Materials Expenses	5020300000	38,961,000.00	0.00	38,961,000.00	37,001,000.00	0.00	0.00	0.00	37,001,000.00	2,601,982.73	5,177,545.12	0.00	0.00	7,779,527.85	729,008.01	2,342,198.36	0.00	0.00	3,071,206.37	1,960,000.00	29,221,472.15	0.00	4,708,321.48
Office Supplies Expenses	5020301000	5,340,000.00	0.00	5,340,000.00	5,340,000.00	0.00	0.00	0.00	5,340,000.00	1,755,434.23	1,744,259.75	0.00	0.00	3,499,693.98	634,962.23	1,361,275.90	0.00	0.00	1,996,238.13	0.00	1,840,306.02	0.00	1,503,455.85
ICT Office Supplies	5020301001	328,000.00	0.00	328,000.00	328,000.00	0.00	0.00	0.00	328,000.00	0.00	731,580.00	0.00	0.00	731,580.00	0.00	731,580.00	0.00	0.00	731,580.00	0.00	(403,580.00)	0.00	0.00
Office Supplies Expenses	5020301002	5,012,000.00	0.00	5,012,000.00	5,012,000.00	0.00	0.00	0.00	5,012,000.00	1,755,434.23	1,012,679.75	0.00	0.00	2,768,113.98	634,962.23	629,695.90	0.00	0.00	1,264,658.13	0.00	2,243,886.02	0.00	1,503,455.85
Medical, Dental and Laboratory Supplies Expenses	5020308000	33,019,000.00	0.00	33,019,000.00	31,059,000.00	0.00	0.00	0.00	31,059,000.00	716,020.10	3,278,062.09	0.00	0.00	3,994,082.19	17,970.00	793,422.26	0.00	0.00	811,382.26	1,960,000.00	27,064,917.81	0.00	3,182,689.93
Fuel, Oil and Lubricants Expenses	5020309000	602,000.00	0.00	602,000.00	602,000.00	0.00	0.00	0.00	602,000.00	130,528.40	155,223.28	0.00	0.00	285,751.68	76,075.78	187,500.20	0.00	0.00	263,575.98	0.00	316,248.32	0.00	22,175.70
Utility Expenses	5020400000	22,168,000.00	0.00	22,168,000.00	21,668,000.00	0.00	0.00	0.00	21,668,000.00	4,134,308.76	3,844,462.35	0.00	0.00	7,978,771.11	2,871,538.64	5,107,232.47	0.00	0.00	7,978,771.11	500,000.00	13,669,228.89	0.00	0.00
Water Expenses	5020401000	1,691,000.00	0.00	1,691,000.00	1,691,000.00	0.00	0.00	0.00	1,691,000.00	542,956.87	889,058.63	0.00	0.00	1,432,015.50	542,956.87	889,058.63	0.00	0.00	1,432,015.50	0.00	258,984.50	0.00	0.00
Electricity Expenses	5020402000	20,477,000.00	0.00	20,477,000.00	19,977,000.00	0.00	0.00	0.00	19,977,000.00	3,591,351.89	2,955,403.72	0.00	0.00	6,546,755.61	2,328,581.77	4,218,173.84	0.00	0.00	6,546,755.61	500,000.00	13,430,244.39	0.00	0.00
Communication Expenses	5020500000	5,130,000.00	0.00	5,130,000.00	4,964,000.00	0.00	0.00	0.00	4,964,000.00	1,461,411.60	247,579.60	0.00	0.00	1,708,991.20	38,898.00	334,444.60	0.00	0.00	373,342.60	166,000.00	3,255,008.80	0.00	1,335,648.60
Postage and Courier Services	5020501000	432,000.00	0.00	432,000.00	432,000.00	0.00	0.00	0.00	432,000.00	0.00	1,659.00	0.00	0.00	1,659.00	0.00	517.00	0.00	0.00	517.00	0.00	430,341.00	0.00	1,142.00
Telephone Expenses	5020502000	3,166,000.00	0.00	3,166,000.00	3,000,000.00	0.00	0.00	0.00	3,000,000.00	41,998.00	70,272.60	0.00	0.00	112,270.60	38,898.00	71,172.60	0.00	0.00	110,070.60	166,000.00	2,887,729.40	0.00	2,200.00
Mobile	5020502001	100,000.00	0.00	100,000.00	100,000.00	0.00	0.00	0.00	100,000.00	41,998.00	64,632.00	0.00	0.00	106,630.00	38,898.00	65,532.00	0.00	0.00	104,430.00	0.00	(6,630.00)	0.00	2,200.00
Landline	5020502002	3,066,000.00	0.00	3,066,000.00	2,900,000.00	0.00	0.00	0.00	2,900,000.00	0.00	5,640.60	0.00	0.00	5,640.60	0.00	5,640.60	0.00	0.00	5,640.60	166,000.00	2,894,359.40	0.00	0.00
Internet Subscription Expenses	5020503000	1,532,000.00	0.00	1,532,000.00	1,532,000.00	0.00	0.00	0.00	1,532,000.00	1,419,413.60	175,648.00	0.00	0.00	1,595,061.60	0.00	262,755.00	0.00	0.00	262,755.00	0.00	(63,061.60)	0.00	1,332,306.60
Awards/Rewards and Prizes	5020600000	150,000.00	0.00	150,000.00	150,000.00	0.00	0.00	0.00	150,000.00	0.00	9,968.00	0.00	0.00	9,968.00	0.00	9,968.00	0.00	0.00	9,968.00	0.00	140,032.00	0.00	0.00
Awards/Rewards Expenses	5020601000	150,000.00	0.00	150,000.00	150,000.00	0.00	0.00	0.00	150,000.00	0.00	9,968.00	0.00	0.00	9,968.00	0.00	9,968.00	0.00	0.00	9,968.00	0.00	140,032.00	0.00	0.00
Awards/Rewards Expenses	5020601001	150,000.00	0.00	150,000.00	150,000.00	0.00	0.00	0.00	150,000.00	0.00	9,968.00	0.00	0.00	9,968.00	0.00	9,968.00	0.00	0.00	9,968.00	0.00	140,032.00	0.00	0.00
Confidential, Intelligence and Extraordinary	5021000000	136,000.00	0.00	136,000.00	136,000.00	0.00	0.00	0.00	136,000.00	14,000.00	7,000.00	0.00	0.00	21,000.00	6,000.00	7,000.00	0.00	0.00	13,000.00	0.00	115,000.00	0.00	8,000.00
Extraordinary and Miscellaneous Expenses	5021003000	136,000.00	0.00	136,000.00	136,000.00	0.00	0.00	0.00	136,000.00	14,000.00	7,000.00	0.00	0.00	21,000.00	6,000.00	7,000.00	0.00	0.00	13,000.00	0.00	115,000.00	0.00	8,000.00
Professional Services	5021100000	10,200,000.00	0.00	10,200,000.00	6,700,000.00	0.00	0.00	0.00	6,700,000.00	2,761,790.80	3,595,743.03	0.00	0.00	6,357,533.83	2,438,947.14	3,235,976.16	0.00	0.00	5,674,923.30	3,500,000.00	342,466.17	0.00	682,610.53
Consultancy Services	5021103000	100,000.00	0.00	100,000.00	100,000.00	0.00	0.00	0.00	100,000.00	0.00	0.00	0.00	0.00	0.00	0.00	0.00	0.00	0.00	0.00	0.00	100,000.00	0.00	0.00
Consultancy Services	5021103002	100,000.00	0.00	100,000.00	100,000.00	0.00	0.00	0.00	100,000.00	0.00	0.00	0.00	0.00	0.00	0.00	0.00	0.00	0.00	0.00	0.00	100,000.00	0.00	0.00
Other Professional Services	5021199000	10,100,000.00	0.00	10,100,000.00	6,600,000.00	0.00	0.00	0.00	6,600,000.00	2,761,790.80	3,595,743.03	0.00	0.00	6,357,533.83	2,438,947.14	3,235,976.16	0.00	0.00	5,674,923.30	3,500,000.00	242,466.17	0.00	682,610.53
General Services	5021200000	10,300,000.00	0.00	10,300,000.00	10,300,000.00	0.00	0.00	0.00	10,300,000.00	0.00	13,195,770.48	0.00	0.00	13,195,770.48	0.00	4,773,590.90	0.00	0.00	4,773,590.90	0.00	(2,895,770.48)	0.00	8,422,179.58
Janitorial Services	5021202000	4,378,000.00	0.00	4,378,000.00	4,378,000.00	0.00	0.00	0.00	4,378,000.00	0.00	6,516,402.48	0.00	0.00	6,516,402.48	0.00	1,968,417.70	0.00	0.00	1,968,417.70	0.00	(2,138,402.48)	0.00	4,547,984.78
Security Services	5021203000	5,922,000.00	0.00	5,922,000.00	5,922,000.00	0.00	0.00	0.00	5,922,000.00	0.00	6,679,368.00	0.00	0.00	6,679,368.00	0.00	2,805,173.20	0.00	0.00	2,805,173.20	0.00	(757,368.00)	0.00	3,874,194.80
Repairs and Maintenance	5021300000	12,485,000.00	0.00	12,485,000.00	10,485,000.00	0.00	0.00	0.00	10,485,000.00	5,190,328.52	2,408,191.65	0.00	0.00	7,598,520.17	698,181.37	4,111,100.46	0.00	0.00	4,809,281.83	2,000,000.00	2,886,479.83	0.00	2,789,238.34
Repairs and Maintenance - Buildings and Other	5021304000	6,400,000.00	0.00	6,400,000.00	6,400,000.00	0.00	0.00	0.00	6,400,000.00	3,478,408.01	1,301,342.58	0.00	0.00	4,779,750.59	528,563.85	4,044,580.46	0.00	0.00	4,573,144.31	0.00	1,620,249.41	0.00	206,606.28
Buildings	5021304001	6,400,000.00	0.00	6,400,000.00	6,400,000.00	0.00	0.00	0.00	6,400,000.00	3,478,408.01	1,301,342.58	0.00	0.00	4,779,750.59	528,563.85	4,044,580.46	0.00	0.00	4,573,144.31	0.00	1,620,249.41	0.00	206,606.28
Repairs and Maintenance - Machinery and Office Equipment	5021305000	5,685,000.00	0.00	5,685,000.00	3,685,000.00	0.00	0.00	0.00	3,685,000.00	1,691,920.51	1,078,769.07	0.00	0.00	2,770,689.58	149,617.52	38,440.00	0.00	0.00	188,057.52	2,000,000.00	914,310.42	0.00	2,582,632.06
Technical and Scientific Equipment	5021305002	80,000.00	0.00	80,000.00	80,000.00	0.00	0.00	0.00	80,000.00	0.00	0.00	0.00	0.00	0.00	0.00	0.00	0.00	0.00	0.00	0.00	80,000.00	0.00	0.00
Repairs and Maintenance - Transportation	5021306000	400,000.00	0.00	400,000.00	400,000.00	0.00	0.00	0.00	400,000.00	20,000.00	28,080.00	0.00	0.00	48,080.00	20,000.00	28,080.00	0.00	0.00	48,080.00	0.00	351,920.00	0.00	0.00


Department : Department of Science and Technology (DOST)  
 Agency/Entity : Philippine Nuclear Research Institute  
 Operating Unit : < not applicable >  
 Organization Code (UACS) : 19 015 0000000  
 Fund Cluster : 01 - Regular Agency Fund


Current Year Appropriations  
 Supplemental Appropriations  
 Continuing Appropriations

(e.g. UACS Fund Cluster: 01-Regular Agency Fund, 02-Foreign Assisted Projects Fund, 03-Special Account-Locally Funded/Domestic Grants Fund, and 04-Special Account-Foreign Assisted/Foreign Grants Fund)

Particulars	UACS CODE	Appropriations			Allotments			Obligations				Disbursements				Balances							
		Authorized Appropriations	Adjustments (Transfer To/From, Modifications/Augmentations)	Adjusted Appropriations	Allotments Received	Adjustments (Reductions, Modifications/Augmentations)	Transfer To	Transfer From	Adjusted Allotments	1st Quarter Ending March 31	2nd Quarter Ending June 30	3rd Quarter Ending September 30	4th Quarter Ending December 31	Total	1st Quarter Ending March 31	2nd Quarter Ending June 30	3rd Quarter Ending September 30	4th Quarter Ending December 31	Total	Unreleased Appropriations	Unobligated Allotments	Unpaid Obligations (15-20)=(23+24)	
1	2	3	4	5=(3+4)	6	7	8	9	10=[(6+(-7))-8+9]	11	12	13	14	15=(11+12+13+14)	16	17	18	19	20=(16+17+18+19)	21=(5-10)	22=(10-15)	23	24
Other Maintenance and Operating Expenses	5029999000	433,000.00	0.00	433,000.00	433,000.00	0.00	0.00	0.00	433,000.00	158,000.00	26,701.43	0.00	0.00	184,701.43	158,000.00	26,701.43	0.00	0.00	184,701.43	0.00	248,298.57	0.00	0.00
Other Maintenance and Operating Expenses	5029999099	433,000.00	0.00	433,000.00	433,000.00	0.00	0.00	0.00	433,000.00	158,000.00	26,701.43	0.00	0.00	184,701.43	158,000.00	26,701.43	0.00	0.00	184,701.43	0.00	248,298.57	0.00	0.00
Capital Outlays		98,050,000.00	0.00	98,050,000.00	85,676,000.00	0.00	0.00	0.00	85,676,000.00	15,756,319.91	140,000.00	0.00	0.00	15,896,319.91	0.00	559,895.83	0.00	0.00	559,895.83	12,374,000.00	69,779,680.09	0.00	15,336,424.08
Property, Plant and Equipment Outlay	5060400000	98,050,000.00	0.00	98,050,000.00	85,676,000.00	0.00	0.00	0.00	85,676,000.00	15,756,319.91	140,000.00	0.00	0.00	15,896,319.91	0.00	559,895.83	0.00	0.00	559,895.83	12,374,000.00	69,779,680.09	0.00	15,336,424.08
Buildings and Other Structures	5060404000	66,676,000.00	0.00	66,676,000.00	66,676,000.00	0.00	0.00	0.00	66,676,000.00	1,459,472.83	0.00	0.00	0.00	1,459,472.83	0.00	559,895.83	0.00	0.00	559,895.83	0.00	65,216,527.17	0.00	899,577.00
Buildings	5060404001	66,676,000.00	0.00	66,676,000.00	66,676,000.00	0.00	0.00	0.00	66,676,000.00	1,459,472.83	0.00	0.00	0.00	1,459,472.83	0.00	559,895.83	0.00	0.00	559,895.83	0.00	65,216,527.17	0.00	899,577.00
Machinery and Equipment Outlay	5060405000	31,374,000.00	0.00	31,374,000.00	19,000,000.00	0.00	0.00	0.00	19,000,000.00	14,296,847.08	140,000.00	0.00	0.00	14,436,847.08	0.00	0.00	0.00	0.00	0.00	12,374,000.00	4,563,152.92	0.00	14,436,847.08
Technical and Scientific Equipment	5060405014	31,374,000.00	0.00	31,374,000.00	19,000,000.00	0.00	0.00	0.00	19,000,000.00	14,296,847.08	140,000.00	0.00	0.00	14,436,847.08	0.00	0.00	0.00	0.00	0.00	12,374,000.00	4,563,152.92	0.00	14,436,847.08
B. AUTOMATIC APPROPRIATIONS		14,095,000.00	0.00	14,095,000.00	14,095,000.00	0.00	0.00	0.00	14,095,000.00	3,402,766.24	2,296,559.40	0.00	0.00	5,699,325.64	3,371,778.96	2,312,133.18	0.00	0.00	5,683,912.14	0.00	8,395,674.36	15,413.50	0.00
Retirement and Life Insurance Premiums		14,095,000.00	0.00	14,095,000.00	14,095,000.00	0.00	0.00	0.00	14,095,000.00	3,402,766.24	2,296,559.40	0.00	0.00	5,699,325.64	3,371,778.96	2,312,133.18	0.00	0.00	5,683,912.14	0.00	8,395,674.36	15,413.50	0.00
C. SPECIAL PURPOSE FUNDS		0.00	4,929,758.00	4,929,758.00	0.00	4,929,758.00	0.00	0.00	4,929,758.00	0.00	4,929,757.09	0.00	0.00	4,929,757.09	0.00	4,929,757.09	0.00	0.00	4,929,757.09	0.00	0.91	0.00	0.00
Miscellaneous Personnel Benefits Fund		0.00	4,929,758.00	4,929,758.00	0.00	4,929,758.00	0.00	0.00	4,929,758.00	0.00	4,929,757.09	0.00	0.00	4,929,757.09	0.00	4,929,757.09	0.00	0.00	4,929,757.09	0.00	0.91	0.00	0.00
Other Compensation	5010200000	0.00	4,929,758.00	4,929,758.00	0.00	4,929,758.00	0.00	0.00	4,929,758.00	0.00	4,929,757.09	0.00	0.00	4,929,757.09	0.00	4,929,757.09	0.00	0.00	4,929,757.09	0.00	0.91	0.00	0.00
Other Bonuses and Allowances		0.00	4,929,758.00	4,929,758.00	0.00	4,929,758.00	0.00	0.00	4,929,758.00	0.00	4,929,757.09	0.00	0.00	4,929,757.09	0.00	4,929,757.09	0.00	0.00	4,929,757.09	0.00	0.91	0.00	0.00
Performance Based Bonus - Civilian	5010299014	0.00	4,929,758.00	4,929,758.00	0.00	4,929,758.00	0.00	0.00	4,929,758.00	0.00	4,929,757.09	0.00	0.00	4,929,757.09	0.00	4,929,757.09	0.00	0.00	4,929,757.09	0.00	0.91	0.00	0.00
<b>GRAND TOTAL</b>		<b>475,652,000.00</b>	<b>4,929,758.00</b>	<b>480,581,758.00</b>	<b>450,652,000.00</b>	<b>4,929,758.00</b>	<b>0.00</b>	<b>0.00</b>	<b>455,581,758.00</b>	<b>128,742,625.09</b>	<b>94,825,240.61</b>	<b>0.00</b>	<b>0.00</b>	<b>223,567,865.70</b>	<b>54,403,728.30</b>	<b>131,160,252.45</b>	<b>0.00</b>	<b>0.00</b>	<b>185,668,017.75</b>	<b>25,000,000.00</b>	<b>232,013,892.30</b>	<b>3,397,937.33</b>	<b>34,605,947.62</b>

Certified Correct:  
  
 BERNARD M. DE LARA  
 Head, Budget Section  
 Date: July 19, 2023 08:53 AM

Certified Correct:  
  
 SYLVIA ANNE B. BANZUELO  
 OIC, Accounting Section  
 Date: July 19, 2023 08:53 AM

Recommending Approval By:  
  
 GERLAD D. CONISE, MPA  
 Chief, Finance and Administrative Division  
 Date: July 19, 2023 09:16 AM

Approved By:  
  
 CARLO J. ARCILLA, PH.D.  
 Head of Agency  
 Date: July 19, 2023 09:20 AM