

SUMMARY OF APPROPRIATIONS, ALLOTMENTS, OBLIGATIONS, DISBURSEMENTS AND BALANCES BY OBJECT OF EXPENDITURES

As at the Quarter Ending September 30, 2022

Department : Department of Science and Technology (DOST)

Agency : Philippine Nuclear Research Institute

Operating Unit : < not applicable >

Organization Code (UACS) : 19 015 000000

Fund Cluster : 01 Regular Agency Fund

(e.g. UACS Fund Cluster: 01-Regular Agency Fund, 02-Foreign Assisted Projects Fund, 03-Special Account-Locally Funded/Domestic Grants Fund, and 04-Special Account-Foreign Assisted/Foreign Grants Fund)

	Current Year
	Appropriations
	Contributions
	Appropriations

Particulars	UACS CODE	Appropriations			Allotments					Obligations					Disbursements					Balances			
		Authorized Appropriations	Adjustments (Transfer To/From, Modifications /	Adjusted Appropriations	Allotments Received	Adjustments (Reductions, Modifications / Augmentation	Transfer To	Transfer From	Adjusted Allotments	1st Quarter Ending March 31	2nd Quarter Ending June 30	3rd Quarter Ending Sept. 30	4th Quarter Ending Dec. 31	TOTAL	1st Quarter Ending March 31	2nd Quarter Ending June 30	3rd Quarter Ending Sept. 30	4th Quarter Ending Dec. 31	TOTAL	Unreleased Appropriations	Unobligated Allotments	Unpaid Obligations (15-20)=(23+24)	
																						Due and Demandable	Not Yet Due and Demandable
1	2	3	4	5=(3+4)	6	7	8	9	10=[(6+(-7)-8+9]	11	12	13	14	15=(11+12+13+14)	16	17	18	19	20=(16+17+18+19)	21=(5-10)	22=(10-15)	23	24
SUMMARY		425,467,063.00	0.00	425,467,063.00	425,467,063.00	0.00	0.00	0.00	425,467,063.00	115,953,111.05	113,914,983.25	64,826,640.42	0.00	294,694,714.72	64,348,193.96	110,164,876.01	76,359,454.15	0.00	250,872,524.12	0.00	130,772,348.28	6,184,368.75	37,637,821.85
A. AGENCY SPECIFIC BUDGET		409,017,000.00	0.00	409,017,000.00	409,017,000.00	0.00	0.00	0.00	409,017,000.00	113,685,935.08	106,063,494.77	60,441,620.62	0.00	280,191,050.47	62,231,491.28	102,240,588.01	73,024,304.38	0.00	237,496,383.67	0.00	128,825,949.53	5,056,844.95	37,637,821.85
Personnel Services		176,895,000.00	0.00	176,895,000.00	176,895,000.00	0.00	0.00	0.00	176,895,000.00	44,555,628.53	50,076,743.47	42,862,767.81	0.00	137,495,139.81	34,171,467.28	54,447,308.81	43,819,516.77	0.00	132,438,294.86	0.00	39,399,860.19	5,056,844.95	0.00
Salaries and Wages	5010100000	101,598,000.00	0.00	101,598,000.00	101,598,000.00	0.00	0.00	0.00	101,598,000.00	27,715,110.93	27,253,213.05	27,464,811.86	0.00	82,433,135.84	23,203,731.20	27,493,873.60	28,539,795.53	0.00	79,237,400.33	0.00	19,164,864.16	3,195,735.51	0.00
Salaries and Wages - Regular	5010101000	101,598,000.00	0.00	101,598,000.00	101,598,000.00	0.00	0.00	0.00	101,598,000.00	27,715,110.93	27,253,213.05	27,464,811.86	0.00	82,433,135.84	23,203,731.20	27,493,873.60	28,539,795.53	0.00	79,237,400.33	0.00	19,164,864.16	3,195,735.51	0.00
Basic Salary - Civilian	5010101001	101,598,000.00	0.00	101,598,000.00	101,598,000.00	0.00	0.00	0.00	101,598,000.00	27,715,110.93	27,253,213.05	27,464,811.86	0.00	82,433,135.84	23,203,731.20	27,493,873.60	28,539,795.53	0.00	79,237,400.33	0.00	19,164,864.16	3,195,735.51	0.00
Other Compensation	5010200000	75,297,000.00	0.00	75,297,000.00	75,297,000.00	0.00	0.00	0.00	75,297,000.00	16,840,517.60	22,823,530.42	15,397,955.95	0.00	55,062,003.97	10,967,736.08	26,953,435.21	15,279,723.24	0.00	53,200,894.53	0.00	20,234,996.03	1,861,109.44	0.00
Personal Economic Relief Allowance (PERA)	5010201000	5,160,000.00	0.00	5,160,000.00	5,160,000.00	0.00	0.00	0.00	5,160,000.00	1,321,750.00	1,324,750.70	1,310,472.13	0.00	3,956,972.83	1,317,295.45	1,329,205.25	1,308,472.13	0.00	3,954,972.83	0.00	1,203,027.17	2,000.00	0.00
PERA - Civilian	5010201001	5,160,000.00	0.00	5,160,000.00	5,160,000.00	0.00	0.00	0.00	5,160,000.00	1,321,750.00	1,324,750.70	1,310,472.13	0.00	3,956,972.83	1,317,295.45	1,329,205.25	1,308,472.13	0.00	3,954,972.83	0.00	1,203,027.17	2,000.00	0.00
Representation Allowance (RA)	5010202000	666,000.00	0.00	666,000.00	666,000.00	0.00	0.00	0.00	666,000.00	249,125.00	267,875.00	325,250.00	0.00	842,250.00	249,125.00	267,875.00	325,250.00	0.00	842,250.00	0.00	(176,250.00)	0.00	0.00
Transportation Allowance (TA)	5010203000	666,000.00	0.00	666,000.00	666,000.00	0.00	0.00	0.00	666,000.00	228,875.00	238,375.00	300,750.00	0.00	768,000.00	228,875.00	238,375.00	300,750.00	0.00	768,000.00	0.00	(102,000.00)	0.00	0.00
Transportation Allowance (TA)	5010203001	666,000.00	0.00	666,000.00	666,000.00	0.00	0.00	0.00	666,000.00	228,875.00	238,375.00	300,750.00	0.00	768,000.00	228,875.00	238,375.00	300,750.00	0.00	768,000.00	0.00	(102,000.00)	0.00	0.00
Clothing/Uniform Allowance	5010204000	1,290,000.00	0.00	1,290,000.00	1,290,000.00	0.00	0.00	0.00	1,290,000.00	1,194,000.00	0.00	36,000.00	0.00	1,230,000.00	0.00	1,194,000.00	36,000.00	0.00	1,230,000.00	0.00	60,000.00	0.00	0.00
Clothing/Uniform Allowance - Civilian	5010204001	1,290,000.00	0.00	1,290,000.00	1,290,000.00	0.00	0.00	0.00	1,290,000.00	1,194,000.00	0.00	36,000.00	0.00	1,230,000.00	0.00	1,194,000.00	36,000.00	0.00	1,230,000.00	0.00	60,000.00	0.00	0.00
Subsistence Allowance (SA)	5010205000	8,633,000.00	0.00	8,633,000.00	8,633,000.00	0.00	0.00	0.00	8,633,000.00	1,150,191.83	1,559,079.99	1,633,095.46	0.00	4,342,367.28	985,631.83	1,491,449.99	1,748,683.46	0.00	4,225,765.28	0.00	4,290,632.72	116,602.00	0.00
Subsistence Allowance - Magna Carta Benefits for Science and Technology under R.A. 8439	5010205002	8,633,000.00	0.00	8,633,000.00	8,633,000.00	0.00	0.00	0.00	8,633,000.00	1,150,191.83	1,559,079.99	1,633,095.46	0.00	4,342,367.28	985,631.83	1,491,449.99	1,748,683.46	0.00	4,225,765.28	0.00	4,290,632.72	116,602.00	0.00
Laundry Allowance (LA)	5010206000	1,308,000.00	0.00	1,308,000.00	1,308,000.00	0.00	0.00	0.00	1,308,000.00	205,909.12	275,159.32	282,113.63	0.00	763,182.07	205,659.13	275,409.31	281,772.72	0.00	762,841.16	0.00	544,817.93	340.91	(0.00)
Laundry Allowance - Magna Carta Benefits for Science and Technology under R.A. 8439	5010206003	1,308,000.00	0.00	1,308,000.00	1,308,000.00	0.00	0.00	0.00	1,308,000.00	205,909.12	275,159.32	282,113.63	0.00	763,182.07	205,659.13	275,409.31	281,772.72	0.00	762,841.16	0.00	544,817.93	340.91	(0.00)
Hazard Pay (HP)	5010211000	26,492,000.00	0.00	26,492,000.00	26,492,000.00	0.00	0.00	0.00	26,492,000.00	6,225,181.56	7,607,079.66	7,717,261.07	0.00	21,549,522.29	5,690,374.36	7,660,288.86	7,937,414.07	0.00	21,288,077.29	0.00	4,942,477.71	261,445.00	0.00
HP - Magna Carta Benefits for Science and Technology under R.A. 8439	5010211004	26,492,000.00	0.00	26,492,000.00	26,492,000.00	0.00	0.00	0.00	26,492,000.00	6,225,181.56	7,607,079.66	7,717,261.07	0.00	21,549,522.29	5,690,374.36	7,660,288.86	7,937,414.07	0.00	21,288,077.29	0.00	4,942,477.71	261,445.00	0.00
Longevity Pay (LP)	5010212000	6,216,000.00	0.00	6,216,000.00	6,216,000.00	0.00	0.00	0.00	6,216,000.00	1,606,373.99	1,647,934.01	1,683,478.70	0.00	4,937,786.70	1,362,164.71	1,705,839.29	1,770,686.75	0.00	4,838,690.75	0.00	1,278,213.30	99,095.95	0.00
Longevity Pay - Magna Carta Benefits for Science and Technology under R.A. 8439	5010212003	6,216,000.00	0.00	6,216,000.00	6,216,000.00	0.00	0.00	0.00	6,216,000.00	1,606,373.99	1,647,934.01	1,683,478.70	0.00	4,937,786.70	1,362,164.71	1,705,839.29	1,770,686.75	0.00	4,838,690.75	0.00	1,278,213.30	99,095.95	0.00
Overtime Pay	501020T	0.00	0.00	0.00	0.00	0.00	0.00	0.00	0.00	0.00	0.00	74,477.71	0.00	74,477.71	0.00	0.00	0.00	0.00	0.00	0.00	(74,477.71)	74,477.71	0.00
Overtime Pay	501020T	0.00	0.00	0.00	0.00	0.00	0.00	0.00	0.00	0.00	0.00	74,477.71	0.00	74,477.71	0.00	0.00	0.00	0.00	0.00	0.00	(74,477.71)	74,477.71	0.00
Year End Bonus	5010214000	8,466,000.00	0.00	8,466,000.00	8,466,000.00	0.00	0.00	0.00	8,466,000.00	0.00	0.00	0.00	0.00	0.00	0.00	0.00	0.00	0.00	0.00	0.00	8,466,000.00	0.00	0.00
Bonus - Civilian	5010214001	8,466,000.00	0.00	8,466,000.00	8,466,000.00	0.00	0.00	0.00	8,466,000.00	0.00	0.00	0.00	0.00	0.00	0.00	0.00	0.00	0.00	0.00	0.00	8,466,000.00	0.00	0.00
Cash Gift	5010215000	1,075,000.00	0.00	1,075,000.00	1,075,000.00	0.00	0.00	0.00	1,075,000.00	0.00	0.00	0.00	0.00	0.00	0.00	0.00	0.00	0.00	0.00	0.00	1,075,000.00	0.00	0.00
Cash Gift - Civilian	5010215001	1,075,000.00	0.00	1,075,000.00	1,075,000.00	0.00	0.00	0.00	1,075,000.00	0.00	0.00	0.00	0.00	0.00	0.00	0.00	0.00	0.00	0.00	0.00	1,075,000.00	0.00	0.00
Mid-Year Bonus - Civilian	5010216000	8,466,000.00	0.00	8,466,000.00	8,466,000.00	0.00	0.00	0.00	8,466,000.00	0.00	9,085,924.00	0.00	0.00	9,085,924.00	0.00	8,443,796.00	642,128.00	0.00	9,085,924.00	0.00	(619,924.00)	0.00	0.00
Mid-Year Bonus - Civilian	5010216001	8,466,000.00	0.00	8,466,000.00	8,466,000.00	0.00	0.00	0.00	8,466,000.00	0.00	9,085,924.00	0.00	0.00	9,085,924.00	0.00	8,443,796.00	642,128.00	0.00	9,085,924.00	0.00	(619,924.00)	0.00	0.00
Other Bonuses and Allowances	5010299000	1,075,000.00	0.00	1,075,000.00	1,075,000.00	0.00	0.00	0.00	1,075,000.00	0.00	0.00	0.00	0.00	0.00	0.00	0.00	0.00	0.00	0.00	0.00	1,075,000.00	0.00	0.00
Productivity Enhancement Incentive - Civilian	5010299012	1,075,000.00	0.00	1,075,000.00	1,075,000.00	0.00	0.00	0.00	1,075,000.00	0.00	0.00	0.00	0.00	0.00	0.00	0.00	0.00	0.00	0.00	0.00	1,075,000.00	0.00	0.00
Collective Negotiation Agreement (C N A)		0.00	0.00	0.00	0.00	0.0																	

Other Personnel Benefits	5010499000	190,000.00	0.00	190,000.00	190,000.00	0.00	0.00	0.00	190,000.00	0.00	0.00	0.00	0.00	0.00	0.00	0.00	0.00	0.00	190,000.00	0.00	0.00		
Loyalty Award - Civilian	5010499015	190,000.00	0.00	190,000.00	190,000.00	0.00	0.00	0.00	190,000.00	0.00	0.00	0.00	0.00	0.00	0.00	0.00	0.00	0.00	190,000.00	0.00	0.00		
Maintenance and Other Operating Expenses		137,600,000.00	0.00	137,600,000.00	137,600,000.00	0.00	0.00	0.00	137,600,000.00	45,763,079.22	50,819,627.91	16,198,464.90	0.00	112,781,172.03	28,060,024.00	45,349,321.31	25,242,763.17	0.00	98,652,108.48	0.00	24,818,827.97	0.00	14,129,063.55
Traveling Expenses	5020100000	1,515,000.00	0.00	1,515,000.00	1,515,000.00	0.00	0.00	0.00	1,515,000.00	112,427.50	345,711.73	608,359.97	0.00	1,066,499.20	21,637.50	393,384.27	651,477.43	0.00	1,066,499.20	0.00	448,500.80	0.00	(0.00)

Department : Department of Science and Technology (DOST)

Agency : Philippine Nuclear Research Institute

Operating Unit : < not applicable >

Organization Code (UACS) : 19 015 0000000

Fund Cluster : 01 Regular Agency Fund

(e.g. UACS Fund Cluster: 01-Regular Agency Fund, 02-Foreign Assisted Projects Fund, 03-Special Account-Locally Funded/Domestic Grants Fund, and 04-Special Account-Foreign Assisted/Foreign Grants Fund)

	Current Year Appropriations
	Supplemental Appropriations
	Continuing Appropriations

Particulars	UACS CODE	Appropriations			Allotments					Obligations					Disbursements					Balances			
		Authorized Appropriations	Adjustments (Transfer To/From, Modifications /	Adjusted Appropriations	Allotments Received	Adjustments (Reductions, Modifications / Augmentation	Transfer To	Transfer From	Adjusted Allotments	1st Quarter Ending March 31	2nd Quarter Ending June 30	3rd Quarter Ending Sept. 30	4th Quarter Ending Dec. 31	TOTAL	1st Quarter Ending March 31	2nd Quarter Ending June 30	3rd Quarter Ending Sept. 30	4th Quarter Ending Dec. 31	TOTAL	Unrele ased Appropriations (15-20)	Unobligated Allotments	Unpaid Obligations (15-20)=(23+24)	
																						Due and Demandable	Net Yet Due and Demandable
1	2	3	4	5=(3+4)	6	7	8	9	10=[(6+(-)7)-8+9]	11	12	13	14	15=(11+12+13+14)	16	17	18	19	20=(16+17+18+19)	21=(5-10)	22=(10-15)	23	24
Traveling Expenses - Local	5020101000	1,115,000.00	0.00	1,115,000.00	1,115,000.00	0.00	0.00	0.00	1,115,000.00	112,427.50	345,711.73	447,568.99	0.00	905,708.22	21,637.50	393,384.27	490,686.45	0.00	905,708.22	0.00	209,291.78	0.00	0.00
Traveling Expenses - Foreign	5020102000	400,000.00	0.00	400,000.00	400,000.00	0.00	0.00	0.00	400,000.00	0.00	0.00	160,790.98	0.00	160,790.98	0.00	0.00	160,790.98	0.00	160,790.98	0.00	239,209.02	0.00	0.00
Training and Scholarship Expenses	5020200000	227,000.00	0.00	227,000.00	227,000.00	0.00	0.00	0.00	227,000.00	110,000.00	282,606.45	55,600.00	0.00	448,206.45	110,000.00	282,606.45	55,600.00	0.00	448,206.45	0.00	(221,206.45)	0.00	0.00
Training Expenses	5020201000	227,000.00	0.00	227,000.00	227,000.00	0.00	0.00	0.00	227,000.00	110,000.00	282,606.45	55,600.00	0.00	448,206.45	110,000.00	282,606.45	55,600.00	0.00	448,206.45	0.00	(221,206.45)	0.00	0.00
ICT Training Expenses	5020201001	15,000.00	0.00	15,000.00	15,000.00	0.00	0.00	0.00	15,000.00	0.00	0.00	0.00	0.00	0.00	0.00	0.00	0.00	0.00	0.00	0.00	15,000.00	0.00	0.00
Training Expenses	5020201002	212,000.00	0.00	212,000.00	212,000.00	0.00	0.00	0.00	212,000.00	110,000.00	282,606.45	55,600.00	0.00	448,206.45	110,000.00	282,606.45	55,600.00	0.00	448,206.45	0.00	(236,206.45)	0.00	0.00
Supplies and Materials Expenses	5020300000	33,393,000.00	0.00	33,393,000.00	33,393,000.00	0.00	0.00	0.00	33,393,000.00	3,521,176.75	2,556,347.89	1,722,855.66	0.00	7,800,380.30	195,289.57	3,567,491.76	2,718,907.22	0.00	6,481,688.55	0.00	25,592,619.70	0.00	1,318,691.75
Office Supplies Expenses	5020301000	5,484,000.00	0.00	5,484,000.00	5,484,000.00	0.00	0.00	0.00	5,484,000.00	1,046,297.57	1,559,441.52	871,667.51	0.00	3,477,406.60	191,429.57	962,713.42	1,352,860.98	0.00	2,507,003.97	0.00	2,006,593.40	0.00	970,402.63
ICT Office Supplies	5020301001	421,000.00	0.00	421,000.00	421,000.00	0.00	0.00	0.00	421,000.00	61,800.00	110,400.00	42,900.00	0.00	215,100.00	0.00	0.00	0.00	0.00	0.00	0.00	205,900.00	0.00	215,100.00
ICT Equipment - Semi-Expendables		54,000.00	0.00	54,000.00	54,000.00	0.00	0.00	0.00	54,000.00	0.00	0.00	0.00	0.00	0.00	0.00	0.00	0.00	0.00	0.00	0.00	54,000.00	0.00	0.00
Office Supplies Expenses	5020301002	5,009,000.00	0.00	5,009,000.00	5,009,000.00	0.00	0.00	0.00	5,009,000.00	984,497.57	1,449,041.52	828,767.51	0.00	3,262,306.60	191,429.57	962,713.42	1,352,860.98	0.00	2,507,003.97	0.00	1,746,693.40	0.00	755,302.63
Medical, Dental and Laboratory Supplies Expenses	5020308000	27,307,000.00	0.00	27,307,000.00	27,307,000.00	0.00	0.00	0.00	27,307,000.00	2,410,125.70	831,319.19	629,245.25	0.00	3,870,690.14	0.00	2,378,297.68	1,179,400.19	0.00	3,557,697.87	0.00	23,436,309.86	0.00	312,992.27
Fuel, Oil and Lubricants Expenses	5020309000	602,000.00	0.00	602,000.00	602,000.00	0.00	0.00	0.00	602,000.00	64,753.48	165,587.18	221,942.90	0.00	452,283.56	3,860.00	226,480.66	186,646.05	0.00	416,986.71	0.00	149,716.44	0.00	35,296.85
Utility Expenses	5020400000	20,078,000.00	0.00	20,078,000.00	20,078,000.00	0.00	0.00	0.00	20,078,000.00	1,041,699.95	4,664,787.20	6,248,328.12	0.00	11,954,813.27	1,041,699.95	4,034,653.88	6,258,405.57	0.00	11,332,759.40	0.00	8,123,186.73	0.00	622,053.87
Water Expenses	5020401000	1,691,000.00	0.00	1,691,000.00	1,691,000.00	0.00	0.00	0.00	1,691,000.00	230,638.86	812,148.03	825,458.78	0.00	1,868,245.67	230,638.86	812,148.03	825,458.78	0.00	1,868,245.67	0.00	(177,245.67)	0.00	0.00
Electricity Expenses	5020402000	18,387,000.00	0.00	18,387,000.00	18,387,000.00	0.00	0.00	0.00	18,387,000.00	811,061.09	3,852,639.17	5,422,867.34	0.00	10,086,567.60	811,061.09	3,222,505.85	5,430,946.79	0.00	9,464,513.73	0.00	8,300,432.40	0.00	622,053.87
Communication Expenses	5020500000	5,917,000.00	0.00	5,917,000.00	5,917,000.00	0.00	0.00	0.00	5,917,000.00	1,083,339.46	1,831,339.84	851,279.17	0.00	3,765,957.47	265,347.02	1,524,138.55	1,390,860.05	0.00	3,180,345.62	0.00	2,151,322.53	0.00	585,331.85
Postage and Courier Services	5020501000	432,000.00	0.00	432,000.00	432,000.00	0.00	0.00	0.00	432,000.00	2,100.00	194,948.38	3,600.00	0.00	200,648.38	0.00	158,398.25	36,550.13	0.00	194,948.38	0.00	231,351.62	0.00	5,700.00
Telephone Expenses	5020502000	3,000,000.00	0.00	3,000,000.00	3,000,000.00	0.00	0.00	0.00	3,000,000.00	422,542.90	386,309.88	199,774.33	0.00	1,008,627.11	240,903.92	566,598.86	198,893.88	0.00	1,006,396.66	0.00	1,991,372.89	0.00	2,230.45
Mobile	5020502001	100,000.00	0.00	100,000.00	100,000.00	0.00	0.00	0.00	100,000.00	33,970.00	32,050.00	31,340.00	0.00	97,360.00	32,000.00	32,170.00	32,690.00	0.00	97,360.00	0.00	2,640.00	0.00	0.00
Landline	5020502002	2,900,000.00	0.00	2,900,000.00	2,900,000.00	0.00	0.00	0.00	2,900,000.00	388,572.90	354,259.88	168,434.33	0.00	911,267.11	208,403.92	534,428.86	166,203.88	0.00	909,036.66	0.00	1,988,732.89	0.00	2,230.45
Internet Subscription Expenses	5020503000	2,485,000.00	0.00	2,485,000.00	2,485,000.00	0.00	0.00	0.00	2,485,000.00	658,416.56	1,250,080.58	647,904.84	0.00	2,556,401.98	24,443.10	799,141.44	1,155,416.04	0.00	1,979,000.58	0.00	(71,401.98)	0.00	577,401.40
Awards/Rewards and Prizes	5020600000	150,000.00	0.00	150,000.00	150,000.00	0.00	0.00	0.00	150,000.00	25,500.00	(384.00)	0.00	0.00	25,116.00	3,000.00	0.00	5,000.00	0.00	8,000.00	0.00	124,884.00	0.00	17,116.00
Awards/Rewards Expenses	5020601000	150,000.00	0.00	150,000.00	150,000.00	0.00	0.00	0.00	150,000.00	25,500.00	(384.00)	0.00	0.00	25,116.00	3,000.00	0.00	5,000.00	0.00	8,000.00	0.00	124,884.00	0.00	17,116.00
Awards/Rewards Expenses	5020601001	150,000.00	0.00	150,000.00	150,000.00	0.00	0.00	0.00	150,000.00	25,500.00	(384.00)	0.00	0.00	25,116.00	3,000.00	0.00	5,000.00	0.00	8,000.00	0.00	124,884.00	0.00	17,116.00
Confidential, Intelligence and Extraordinary Expenses	5021000000	136,000.00	0.00	136,000.00	136,000.00	0.00	0.00	0.00	136,000.00	0.00	0.00	0.00	0.00	0.00	0.00	0.00	0.00	0.00	0.00	0.00	136,000.00	0.00	0.00
Extraordinary and Miscellaneous Expenses	5021003000	136,000.00	0.00	136,000.00	136,000.00	0.00	0.00	0.00	136,000.00	0.00	0.00	0.00	0.00	0.00	0.00	0.00	0.00	0.00	0.00	0.00	136,000.00	0.00	0.00
Professional Services	5021100000	4,012,000.00	0.00	4,012,000.00	4,012,000.00	0.00	0.00	0.00	4,012,000.00	2,564,540.24	4,078,635.96	4,005,614.16	0.00	10,648,790.36	2,419,284.59	3,473,521.31	3,910,605.91	0.00	9,803,411.81	0.00	(6,636,790.36)	0.00	845,378.55
Consultancy Services	5021103000	100,000.00	0.00	100,000.00	100,000.00	0.00	0.00	0.00	100,000.00	0.00	0.00	287,720.35	0.00	287,720.35	0.00	0.00	239,487.91	0.00	239,487.91	0.00	(187,720.35)	0.00	48,232.44
Consultancy Services	5021103002	100,000.00	0.00	100,000.00	100,000.00	0.00	0.00	0.00	100,000.00	0.00	0.00	287,720.35	0.00	287,720.35	0.00	0.00	239,487.91	0.00	239,487.91	0.00	(187,720.35)	0.00	48,232.44
Other																							

Taxes, Duties and Licenses	5021501000	149,000.00	0.00	149,000.00	149,000.00	0.00	0.00	0.00	149,000.00	256,897.64	168,060.14	25,639.14	0.00	450,596.92	256,897.64	89,851.82	79,379.32	0.00	426,128.78	0.00	(301,596.92)	0.00	24,468.14
Taxes, Duties and Licenses	5021501001	149,000.00	0.00	149,000.00	149,000.00	0.00	0.00	0.00	149,000.00	256,897.64	168,060.14	25,639.14	0.00	450,596.92	256,897.64	89,851.82	79,379.32	0.00	426,128.78	0.00	(301,596.92)	0.00	24,468.14
Fidelity Bond Premiums	5021502000	100,000.00	0.00	100,000.00	100,000.00	0.00	0.00	0.00	100,000.00	7,812.02	8,587.50	7,275.81	0.00	23,675.33	7,775.44	8,587.50	7,275.81	0.00	23,638.75	0.00	76,324.67	0.00	36.58
Insurance Expenses	5021503000	1,500,000.00	0.00	1,500,000.00	1,500,000.00	0.00	0.00	0.00	1,500,000.00	4,355,780.99	0.00	27,636.04	0.00	4,383,417.03	0.00	4,355,780.99	27,636.04	0.00	4,383,417.03	0.00	(2,883,417.03)	0.00	0.00
Other Maintenance and Operating Expenses	5,029,900,000.00	50,438,000.00	0.00	50,438,000.00	50,438,000.00	0.00	0.00	0.00	50,438,000.00	24,250,356.81	24,238,258.94	572,898.39	0.00	49,061,512.14	23,669,189.29	23,617,731.10	926,687.89	0.00	48,213,608.28	0.00	1,376,487.86	0.00	847,903.86
Advertising Expenses	5029901000	30,000.00	0.00	30,000.00	30,000.00	0.00	0.00	0.00	30,000.00	0.00	0.00	0.00	0.00	0.00	0.00	0.00	0.00	0.00	0.00	0.00	0.00	0.00	0.00
Printing and Publication Expenses	5029902000	225,000.00	0.00	225,000.00	225,000.00	0.00	0.00	0.00	225,000.00	0.00	413,003.00	24,156.00	0.00	437,159.00	0.00	41,217.00	24,156.00	0.00	65,373.00	0.00	(212,159.00)	0.00	371,786.00
Representation Expenses	5029903000	661,000.00	0.00	661,000.00	661,000.00	0.00	0.00	0.00	661,000.00	186,775.95	42,819.15	55,284.49	0.00	284,879.59	160,593.50	61,678.03	62,608.06	0.00	284,879.59	0.00	376,120.41	0.00	0.00

This report was generated using the Unified Reporting System on 30/01/2022 06:46 version.FAR1A.2.5 ; Status : SUBMITTED


Department : Department of Science and Technology (DOST)
 Agency : Philippine Nuclear Research Institute
 Operating Unit : < not applicable >
 Organization Code (UACS) : 19 015 0000000
 Fund Cluster : 01 Regular Agency Fund

	Current Year Appropriations
	Supplemental Appropriations
	Continuing Appropriations


(e.g. UACS Fund Cluster: 01-Regular Agency Fund, 02-Foreign Assisted Projects Fund, 03-Special Account-Locally Funded/Domestic Grants Fund, and 04-Special Account-Foreign Assisted/Foreign Grants Fund)

Particulars	UACS CODE	Appropriations			Allotments					Obligations				Disbursements					Balances				
		Authorized Appropriations	Adjustments (Transfer To/From, Modifications /	Adjusted Appropriations	Allotments Received	Adjustments (Reductions, Modifications / Augmentation	Transfer To	Transfer From	Adjusted Allotments	1st Quarter Ending March 31	2nd Quarter Ending June 30	3rd Quarter Ending Sept. 30	4th Quarter Ending Dec. 31	TOTAL	1st Quarter Ending March 31	2nd Quarter Ending June 30	3rd Quarter Ending Sept. 30	4th Quarter Ending Dec. 31	TOTAL	Unreleased Appropriations	Unobligated Allotments	Unpaid Obligations (15-20)=(23+24)	
																						Due and Demandable	Not Yet Due and Demandable
1	2	3	4	5=(3+4)	6	7	8	9	10=[(6+(-7) -8+9]	11	12	13	14	15=(11+12+13+14)	16	17	18	19	20=(16+17+18+19)	21=(5-10)	22=(10-15)	23	24
Transportation and Delivery Expenses	5029904000	350,000.00	0.00	350,000.00	350,000.00	0.00	0.00	0.00	350,000.00	9,696.28	9,010.00	39,400.90	0.00	58,107.18	0.00	11,606.28	24,400.90	0.00	36,007.18	0.00	291,892.82	0.00	22,100.00
Rent/Lease Expenses	5029905000	46,985,000.00	0.00	46,985,000.00	46,985,000.00	0.00	0.00	0.00	46,985,000.00	23,492,093.79	23,492,093.79	0.00	0.00	46,984,187.58	23,492,093.79	23,492,093.79	0.00	0.00	46,984,187.58	0.00	812.42	0.00	0.00
Rents - Land	5029905002	46,985,000.00	0.00	46,985,000.00	46,985,000.00	0.00	0.00	0.00	46,985,000.00	23,492,093.79	23,492,093.79	0.00	0.00	46,984,187.58	23,492,093.79	23,492,093.79	0.00	0.00	46,984,187.58	0.00	812.42	0.00	0.00
Membership Dues and Contributions to Organizations	5029906000	312,000.00	0.00	312,000.00	312,000.00	0.00	0.00	0.00	312,000.00	12,500.00	0.00	0.00	0.00	12,500.00	12,500.00	0.00	0.00	0.00	12,500.00	0.00	299,500.00	0.00	0.00
Subscription Expenses	5029907000	1,442,000.00	0.00	1,442,000.00	1,442,000.00	0.00	0.00	0.00	1,442,000.00	549,290.79	204,333.00	96,695.00	0.00	850,318.79	4,002.00	11,136.00	568,875.79	0.00	584,013.79	0.00	591,681.21	0.00	266,305.00
ICT Software Subscription	5029907001	995,000.00	0.00	995,000.00	995,000.00	0.00	0.00	0.00	995,000.00	0.00	0.00	0.00	0.00	0.00	0.00	0.00	0.00	0.00	0.00	0.00	995,000.00	0.00	0.00
Other Subscription Expenses	5029907099	447,000.00	0.00	447,000.00	447,000.00	0.00	0.00	0.00	447,000.00	549,290.79	204,333.00	96,695.00	0.00	850,318.79	4,002.00	11,136.00	568,875.79	0.00	584,013.79	0.00	(403,318.79)	0.00	266,305.00
Other Maintenance and Operating Expenses	5029999000	433,000.00	0.00	433,000.00	433,000.00	0.00	0.00	0.00	433,000.00	0.00	77,000.00	357,360.00	0.00	434,360.00	0.00	0.00	246,647.14	0.00	246,647.14	0.00	(1,360.00)	0.00	187,712.86
Other Maintenance and Operating Expenses	5029999099	433,000.00	0.00	433,000.00	433,000.00	0.00	0.00	0.00	433,000.00	0.00	77,000.00	357,360.00	0.00	434,360.00	0.00	0.00	246,647.14	0.00	246,647.14	0.00	(1,360.00)	0.00	187,712.86
Capital Outlays		94,522,000.00	0.00	94,522,000.00	94,522,000.00	0.00	0.00	0.00	94,522,000.00	23,367,227.33	5,167,123.39	1,380,387.91	0.00	29,914,738.63	0.00	2,443,957.89	3,962,022.44	0.00	6,405,980.33	0.00	64,607,261.37	0.00	23,508,758.30
Property, Plant and Equipment Outlay	5060400000	94,522,000.00	0.00	94,522,000.00	94,522,000.00	0.00	0.00	0.00	94,522,000.00	23,367,227.33	5,167,123.39	1,380,387.91	0.00	29,914,738.63	0.00	2,443,957.89	3,962,022.44	0.00	6,405,980.33	0.00	64,607,261.37	0.00	23,508,758.30
Buildings and Other Structures	5060404000	77,222,000.00	0.00	77,222,000.00	77,222,000.00	0.00	0.00	0.00	77,222,000.00	12,738,683.33	0.00	447,414.91	0.00	13,186,098.24	0.00	1,910,802.50	2,627,353.44	0.00	4,538,155.94	0.00	64,035,901.76	0.00	8,647,942.30
Buildings	5060404001	77,222,000.00	0.00	77,222,000.00	77,222,000.00	0.00	0.00	0.00	77,222,000.00	12,738,683.33	0.00	447,414.91	0.00	13,186,098.24	0.00	1,910,802.50	2,627,353.44	0.00	4,538,155.94	0.00	64,035,901.76	0.00	8,647,942.30
Machinery and Equipment Outlay	5060405000	17,300,000.00	0.00	17,300,000.00	17,300,000.00	0.00	0.00	0.00	17,300,000.00	10,628,544.00	5,167,123.39	932,973.00	0.00	16,728,640.39	0.00	533,155.39	1,334,669.00	0.00	1,867,824.39	0.00	571,359.61	0.00	14,860,816.00
Information and Communication Technology Equipment	5060405003	190,000.00	0.00	190,000.00	190,000.00	0.00	0.00	0.00	190,000.00	0.00	190,000.00	0.00	0.00	190,000.00	0.00	190,000.00	0.00	0.00	190,000.00	0.00	0.00	0.00	0.00
Information and Communication Technology Equipment Software	5060405005	110,000.00	0.00	110,000.00	110,000.00	0.00	0.00	0.00	110,000.00	0.00	92,220.00	0.00	0.00	92,220.00	0.00	92,220.00	0.00	0.00	92,220.00	0.00	17,780.00	0.00	0.00
Technical and Scientific Equipment	5060405014	17,000,000.00	0.00	17,000,000.00	17,000,000.00	0.00	0.00	0.00	17,000,000.00	10,628,544.00	4,884,903.39	932,973.00	0.00	16,446,420.39	0.00	250,935.39	1,334,669.00	0.00	1,585,604.39	0.00	553,579.61	0.00	14,860,816.00
B. AUTOMATIC APPROPRIATIONS		12,193,000.00	0.00	12,193,000.00	12,193,000.00	0.00	0.00	0.00	12,193,000.00	2,267,175.97	3,594,406.36	4,385,019.80	0.00	10,246,602.13	2,116,702.68	3,667,225.88	3,335,149.77	0.00	9,119,078.33	0.00	1,946,397.87	1,127,523.80	0.00
Retirement and Life Insurance Premiums		12,193,000.00	0.00	12,193,000.00	12,193,000.00	0.00	0.00	0.00	12,193,000.00	2,267,175.97	3,594,406.36	4,385,019.80	0.00	10,246,602.13	2,116,702.68	3,667,225.88	3,335,149.77	0.00	9,119,078.33	0.00	1,946,397.87	1,127,523.80	0.00
C. SPECIAL PURPOSE FUND		4,257,063.00	0.00	4,257,063.00	4,257,063.00	0.00	0.00	0.00	4,257,063.00	0.00	4,257,062.12	0.00	0.00	4,257,062.12	0.00	4,257,062.12	0.00	0.00	4,257,062.12	0.00	0.88	0.00	0.00
Miscellaneous Personnel Benefit Fund		4,257,063.00	0.00	4,257,063.00	4,257,063.00	0.00	0.00	0.00	4,257,063.00	0.00	4,257,062.12	0.00	0.00	4,257,062.12	0.00	4,257,062.12	0.00	0.00	4,257,062.12	0.00	0.88	0.00	0.00
Performance Based Bonus		4,257,063.00	0.00	4,257,063.00	4,257,063.00	0.00	0.00	0.00	4,257,063.00	0.00	4,257,062.12	0.00	0.00	4,257,062.12	0.00	4,257,062.12	0.00	0.00	4,257,062.12	0.00	0.88	0.00	0.00
GRAND TOTAL		425,467,063.00	0.00	425,467,063.00	425,467,063.00	0.00	0.00	0.00	425,467,063.00	115,953,111.05	113,914,963.25	64,826,640.42	0.00	294,894,714.72	64,348,193.96	110,164,876.01	76,359,454.15	0.00	250,872,524.12	0.00	130,772,348.28	6,184,368.75	37,637,821.85


Certified Correct:


 BERNARD M. DE LARA
 Head, Budget Section
 Date: 2022-10-28


Certified Correct:


 GERALD D.G. CONISE
 Head, Accounting Section
 Date: 2022-10-28

Recommending Approval:


 MARIA CELERINA M. RAMIRO
 Chief Finance and Administrative Division
 Date: 2022-10-28

Approved by:


 CARLO A. ARCILLA, Ph.D.
 Head of Agency
 Date: 2022-10-28