

STATEMENT OF APPROPRIATIONS, ALLOTMENTS, OBLIGATIONS, DISBURSEMENTS AND BALANCES

As at the Quarter Ending September 30, 2024

Department : Department of Science and Technology (DOST)  
 Agency/Entity : Philippine Nuclear Research Institute  
 Operating Unit : < not applicable >  
 Organization Code (UACS) : 19 015 0000000  
 Fund Cluster : 01 - Regular Agency Fund  
 (e.g. UACS Fund Cluster: 01-Regular Agency Fund, 02-Foreign Assisted Projects Fund, 03-Special Account-Locally Funded/Domestic Grants Fund, and 04-Special Account-Foreign Assisted/Foreign Grants Fund)

Commission on Audit  
**RECEIVED**  
 Date 10/29/24 *mpj*

X Current Year Appropriations  
 Supplemental Appropriations  
 Continuing Appropriations

Particulars	UACS CODE	Appropriations			Allotments			Current Year Obligations							Current Year Disbursements				Balances				
		Authorized Appropriations	Adjustments (Transfer To/From, Modifications/ Augmentations)	Adjusted Appropriations	Allotments Received	Adjustments (Reductions, Modifications/ Augmentations)	Transfer To	Transfer From	Adjusted Allotments	1st Quarter Ending March 31	2nd Quarter Ending June 30	3rd Quarter Ending September 30	4th Quarter Ending December 31	Total	1st Quarter Ending March 31	2nd Quarter Ending June 30	3rd Quarter Ending September 30	4th Quarter Ending December 31	Total	Unreleased Appropriations	Unobligated Allotments	Unpaid Obligations (15-20)=(23+24)	
																						Due and Demandable	Not Yet Due and Demandable
1	2	3	4	5=(3+4)	6	7	8	9	10=[8+(-9)+4+0]	11	12	13	14	15=(11+12+13+14)	16	17	18	19	20=(16+17+18+19)	21	22	23	24
I. Agency Specific Budget		1,055,215,000.00	0.00	1,055,215,000.00	1,055,215,000.00	0.00	0.00	0.00	1,055,215,000.00	523,249,685.01	148,228,336.69	70,293,091.14	0.00	741,771,112.84	53,478,546.01	124,249,403.31	57,127,398.45	0.00	234,845,347.77	0.00	313,443,887.18	2,524,568.10	504,300,196.97
General Administration and Support	10000000000000	164,112,000.00	0.00	164,112,000.00	164,112,000.00	0.00	0.00	0.00	164,112,000.00	32,853,288.09	72,169,071.03	23,133,075.07	0.00	128,155,414.19	25,524,417.04	73,657,389.13	19,309,818.18	0.00	118,691,624.35	0.00	35,956,585.81	1,124,915.13	8,338,874.71
General Management and Supervision	10000010000100	163,789,000.00	0.00	163,789,000.00	163,789,000.00	0.00	0.00	0.00	163,789,000.00	32,853,288.09	72,169,071.03	23,118,196.07	0.00	128,140,535.19	25,524,417.04	73,657,389.13	19,294,939.16	0.00	118,678,745.35	0.00	35,648,464.81	1,124,915.13	8,338,874.71
PS		72,970,000.00	0.00	72,970,000.00	72,970,000.00	0.00	0.00	0.00	72,970,000.00	15,801,067.62	17,572,605.89	15,496,643.84	0.00	48,870,337.35	15,503,903.45	17,669,790.06	14,371,728.71	0.00	47,745,422.22	0.00	24,096,662.55	1,124,915.13	0.00
MOOE		90,819,000.00	0.00	90,819,000.00	90,819,000.00	0.00	0.00	0.00	90,819,000.00	17,052,180.47	54,596,465.14	7,621,522.23	0.00	79,270,197.84	10,020,513.59	55,987,599.07	4,923,210.47	0.00	70,931,323.13	0.00	11,548,802.16	0.00	8,338,874.71
Human Resource Development	10000010000200	184,000.00	0.00	184,000.00	184,000.00	0.00	0.00	0.00	184,000.00	0.00	0.00	0.00	0.00	0.00	0.00	0.00	0.00	0.00	0.00	0.00	184,000.00	0.00	0.00
MOOE		184,000.00	0.00	184,000.00	184,000.00	0.00	0.00	0.00	184,000.00	0.00	0.00	0.00	0.00	0.00	0.00	0.00	0.00	0.00	0.00	0.00	184,000.00	0.00	0.00
Administration of Personnel Benefits	10000010000300	139,000.00	0.00	139,000.00	139,000.00	0.00	0.00	0.00	139,000.00	0.00	0.00	14,879.00	0.00	14,879.00	0.00	0.00	14,879.00	0.00	14,879.00	0.00	124,121.00	0.00	0.00
PS		139,000.00	0.00	139,000.00	139,000.00	0.00	0.00	0.00	139,000.00	0.00	0.00	14,879.00	0.00	14,879.00	0.00	0.00	14,879.00	0.00	14,879.00	0.00	124,121.00	0.00	0.00
Sub-Total, General Administration and Support		164,112,000.00	0.00	164,112,000.00	164,112,000.00	0.00	0.00	0.00	164,112,000.00	32,853,288.09	72,169,071.03	23,133,075.07	0.00	128,155,414.19	25,524,417.04	73,657,389.13	19,309,818.18	0.00	118,691,624.35	0.00	35,956,585.81	1,124,915.13	8,338,874.71
PS		73,109,000.00	0.00	73,109,000.00	73,109,000.00	0.00	0.00	0.00	73,109,000.00	15,801,067.62	17,572,605.89	15,511,522.84	0.00	48,885,216.35	15,503,903.45	17,869,790.06	14,368,507.71	0.00	47,760,301.22	0.00	24,223,783.85	1,124,915.13	0.00
MOOE		91,003,000.00	0.00	91,003,000.00	91,003,000.00	0.00	0.00	0.00	91,003,000.00	17,052,180.47	54,596,465.14	7,621,522.23	0.00	79,270,197.84	10,020,513.59	55,987,599.07	4,923,210.47	0.00	70,931,323.13	0.00	11,732,802.16	0.00	8,338,874.71
FinEx (if Applicable)		0.00	0.00	0.00	0.00	0.00	0.00	0.00	0.00	0.00	0.00	0.00	0.00	0.00	0.00	0.00	0.00	0.00	0.00	0.00	0.00	0.00	0.00
CO		0.00	0.00	0.00	0.00	0.00	0.00	0.00	0.00	0.00	0.00	0.00	0.00	0.00	0.00	0.00	0.00	0.00	0.00	0.00	0.00	0.00	0.00
Support to Operations	20000000000000	716,103,000.00	0.00	716,103,000.00	716,103,000.00	0.00	0.00	0.00	716,103,000.00	457,907,773.93	36,004,304.07	8,196,857.53	0.00	502,108,935.53	1,211,347.49	8,049,894.16	4,876,324.74	0.00	14,137,565.39	0.00	213,984,064.47	0.00	487,971,369.14
Nuclear and Radiation Facilities Utilization	20000010000200	76,000.00	0.00	76,000.00	76,000.00	0.00	0.00	0.00	76,000.00	0.00	0.00	0.00	0.00	0.00	0.00	0.00	0.00	0.00	0.00	0.00	76,000.00	0.00	0.00
MOOE		76,000.00	0.00	76,000.00	76,000.00	0.00	0.00	0.00	76,000.00	0.00	0.00	0.00	0.00	0.00	0.00	0.00	0.00	0.00	0.00	0.00	76,000.00	0.00	0.00
Capacity Building for Nuclear S&T under the Framework of Multilateral and Bilateral Cooperation	20000010000300	851,000.00	0.00	851,000.00	851,000.00	0.00	0.00	0.00	851,000.00	53,391.11	149,462.50	62,216.66	0.00	265,070.27	51,284.71	146,302.90	60,110.26	0.00	257,697.87	0.00	585,929.73	0.00	7,372.40
MOOE		851,000.00	0.00	851,000.00	851,000.00	0.00	0.00	0.00	851,000.00	53,391.11	149,462.50	62,216.66	0.00	265,070.27	51,284.71	146,302.90	60,110.26	0.00	257,697.87	0.00	585,929.73	0.00	7,372.40
Nuclear Power Program in support to Presidential Issuances and Relevant Laws	20000010000400	83,000.00	0.00	83,000.00	83,000.00	0.00	0.00	0.00	83,000.00	40,607.99	0.00	38,676.28	0.00	79,284.27	35,266.15	0.00	41,704.42	0.00	76,970.57	0.00	3,715.73	0.00	2,313.70
MOOE		83,000.00	0.00	83,000.00	83,000.00	0.00	0.00	0.00	83,000.00	40,607.99	0.00	38,676.28	0.00	79,284.27	35,266.15	0.00	41,704.42	0.00	76,970.57	0.00	3,715.73	0.00	2,313.70
Project(s)		715,093,000.00	0.00	715,093,000.00	715,093,000.00	0.00	0.00	0.00	715,093,000.00	457,813,774.83	35,854,841.57	8,095,964.59	0.00	501,764,580.99	1,124,796.63	7,903,591.26	4,774,510.06	0.00	13,802,897.95	0.00	213,328,419.01	0.00	487,961,683.04
Locally-Funded Project(s)		715,093,000.00	0.00	715,093,000.00	715,093,000.00	0.00	0.00	0.00	715,093,000.00	457,813,774.83	35,854,841.57	8,095,964.59	0.00	501,764,580.99	1,124,796.63	7,903,591.26	4,774,510.06	0.00	13,802,897.95	0.00	213,328,419.01	0.00	487,961,683.04
Capacity Building to Utilize the Philippine Research Reactor- (PRR-1) Triga Fuel Subcritical Assembly to Re-establish Nuclear Science Knowledge and Expertise in the Philippines	200000200000500	20,527,000.00	0.00	20,527,000.00	20,527,000.00	0.00	0.00	0.00	20,527,000.00	110,977.23	19,510,231.11	715,522.66	0.00	20,336,731.00	107,777.23	162,286.36	31,180.00	0.00	301,243.59	0.00	190,269.00	0.00	20,035,467.41
MOOE		527,000.00	0.00	527,000.00	527,000.00	0.00	0.00	0.00	527,000.00	110,977.23	164,800.11	251,222.66	0.00	527,000.00	107,777.23	162,286.36	31,180.00	0.00	301,243.59	0.00	0.00	0.00	225,756.41

DEPARTMENT OF BUDGET AND MANAGEMENT  
 AS, CENTRAL RECORDS DIV  
**RECEIVED**  
 OCT 29 2024  
 BY: \_\_\_\_\_  
 REF. NO. \_\_\_\_\_

JAN MICHAEL M. CARRIO  
 AS, Central Records Division  
 Dept. of Budget & Management

Department : Department of Science and Technology (DOST)  
 Agency/Entity : Philippine Nuclear Research Institute  
 Operating Unit : < not applicable >  
 Organization Code (UACS) : 19 015 000000  
 Fund Cluster : 01 - Regular Agency Fund

X	Current Year Appropriations
	Supplemental Appropriations
	Continuing Appropriations

(e.g. UACS Fund Cluster: 01-Regular Agency Fund, 02-Foreign Assisted Projects Fund, 03-Special Account-Locally Funded/Domestic Grants Fund, and 04-Special Account-Foreign Assisted/Foreign Grants Fund)

Particulars	UACS CODE	Appropriations			Allotments					Current Year Obligations					Current Year Disbursements					Balances				
		Authorized Appropriations	Adjustments (Transfer To/From, Modifications/Augmentations)	Adjusted Appropriations	Allotments Received	Adjustments (Reductions, Modifications/Augmentations)	Transfer To	Transfer From	Adjusted Allotments	1st Quarter Ending March 31	2nd Quarter Ending June 30	3rd Quarter Ending September 30	4th Quarter Ending December 31	Total	1st Quarter Ending March 31	2nd Quarter Ending June 30	3rd Quarter Ending September 30	4th Quarter Ending December 31	Total	Unreleased Appropriations	Unobligated Allotments	Unpaid Obligations (15-20)=(23+24)		
																						Due and Demandable	Not Yet Due and Demandable	
1	2	3	4	5=(3+4)	6	7	8	9	10=(8+9)-5	11	12	13	14	15=(11+12+13+14)	16	17	18	19	20=(16+17+18+19)	21	22	23	24	
CO		20,000,000.00	0.00	20,000,000.00	20,000,000.00	0.00	0.00	0.00	20,000,000.00	0.00	19,345,431.00	464,300.00	0.00	19,809,731.00	0.00	0.00	0.00	0.00	0.00	0.00	0.00	190,269.00	0.00	19,809,731.00
Establishment of a Two-Storey Radiation Protection Services Facility	20000020000800	3,186,000.00	0.00	3,186,000.00	3,186,000.00	0.00	0.00	0.00	3,186,000.00	822,564.87	1,746,659.74	616,775.39	0.00	3,186,000.00	352,764.47	1,066,693.00	657,878.97	0.00	0.00	2,077,336.44	0.00	0.00	0.00	1,108,663.56
MOOE		3,186,000.00	0.00	3,186,000.00	3,186,000.00	0.00	0.00	0.00	3,186,000.00	822,564.87	1,746,659.74	616,775.39	0.00	3,186,000.00	352,764.47	1,066,693.00	657,878.97	0.00	0.00	2,077,336.44	0.00	0.00	0.00	1,108,663.56
Implementation of Strategic Information Systems for Nuclear Safety and Provision of Nuclear Allied Services in the Philippines	20000020000800	1,839,000.00	0.00	1,839,000.00	1,839,000.00	0.00	0.00	0.00	1,839,000.00	118,228.14	1,489,319.28	110,766.29	0.00	1,718,313.71	80,888.04	658,478.18	568,473.89	0.00	0.00	1,337,840.11	0.00	120,695.29	0.00	380,473.60
MOOE		1,839,000.00	0.00	1,839,000.00	1,839,000.00	0.00	0.00	0.00	1,839,000.00	118,228.14	1,489,319.28	110,766.29	0.00	1,718,313.71	80,888.04	658,478.18	568,473.89	0.00	0.00	1,337,840.11	0.00	120,695.29	0.00	380,473.60
Development of a Web-based Office Information Management System	20000020000900	154,000.00	0.00	154,000.00	154,000.00	0.00	0.00	0.00	154,000.00	0.00	0.00	0.00	0.00	0.00	0.00	0.00	0.00	0.00	0.00	0.00	0.00	154,000.00	0.00	0.00
MOOE		154,000.00	0.00	154,000.00	154,000.00	0.00	0.00	0.00	154,000.00	0.00	0.00	0.00	0.00	0.00	0.00	0.00	0.00	0.00	0.00	0.00	0.00	154,000.00	0.00	0.00
Innovating Nuclear Medicine Research and Services: Development of Emerging PET Radiopharmaceuticals for Early Cancer Staging and Assessment of Biologic Functions in Cancer Cells	20000020001800	689,387,000.00	0.00	689,387,000.00	689,387,000.00	0.00	0.00	0.00	689,387,000.00	456,762,004.59	13,108,631.44	6,652,900.25	0.00	476,523,536.28	583,366.89	5,986,133.72	3,516,977.20	0.00	0.00	10,086,477.81	0.00	212,863,463.72	0.00	466,437,056.47
MOOE		33,387,000.00	0.00	33,387,000.00	33,387,000.00	0.00	0.00	0.00	33,387,000.00	762,015.59	13,108,631.44	6,652,900.25	0.00	20,523,547.28	593,366.89	5,986,133.72	3,516,977.20	0.00	0.00	10,086,477.81	0.00	12,863,463.72	0.00	10,437,069.47
CO		656,000,000.00	0.00	656,000,000.00	656,000,000.00	0.00	0.00	0.00	656,000,000.00	455,999,989.00	0.00	0.00	0.00	455,999,989.00	0.00	0.00	0.00	0.00	0.00	0.00	0.00	200,000,011.00	0.00	455,999,999.00
Sub-Total, Support to Operations		716,103,000.00	0.00	716,103,000.00	716,103,000.00	0.00	0.00	0.00	716,103,000.00	457,907,773.93	36,004,304.07	8,196,857.53	0.00	502,108,935.53	1,211,347.49	8,049,854.16	4,876,324.74	0.00	0.00	14,137,566.39	0.00	213,964,064.47	0.00	487,971,369.14
PS		0.00	0.00	0.00	0.00	0.00	0.00	0.00	0.00	0.00	0.00	0.00	0.00	0.00	0.00	0.00	0.00	0.00	0.00	0.00	0.00	0.00	0.00	0.00
MOOE		40,103,000.00	0.00	40,103,000.00	40,103,000.00	0.00	0.00	0.00	40,103,000.00	1,907,784.93	16,858,873.07	7,732,557.53	0.00	26,299,215.53	1,211,347.49	8,049,854.16	4,876,324.74	0.00	0.00	14,137,566.39	0.00	13,803,784.47	0.00	12,161,649.14
FinEx (if Applicable)		0.00	0.00	0.00	0.00	0.00	0.00	0.00	0.00	0.00	0.00	0.00	0.00	0.00	0.00	0.00	0.00	0.00	0.00	0.00	0.00	0.00	0.00	0.00
CO		676,000,000.00	0.00	676,000,000.00	676,000,000.00	0.00	0.00	0.00	676,000,000.00	455,999,989.00	19,345,431.00	464,300.00	0.00	475,809,720.00	0.00	0.00	0.00	0.00	0.00	0.00	0.00	200,190,289.00	0.00	475,809,720.00
Operations	30000000000000	175,000,000.00	0.00	175,000,000.00	175,000,000.00	0.00	0.00	0.00	175,000,000.00	32,488,642.99	40,054,961.59	38,963,158.54	0.00	111,506,763.12	26,742,781.48	42,333,120.02	32,941,256.53	0.00	0.00	102,017,157.03	0.00	63,463,236.88	1,499,652.97	7,989,953.12
CO : Increased benefits to Filipinos from science-based R&D know-how and tools in cutting-edge nuclear and radiation technologies		153,314,000.00	0.00	153,314,000.00	153,314,000.00	0.00	0.00	0.00	153,314,000.00	27,777,672.54	33,888,486.97	34,685,109.68	0.00	96,351,269.19	22,433,139.89	35,838,911.98	28,837,801.24	0.00	0.00	87,109,853.11	0.00	56,962,730.81	1,251,462.98	7,989,953.12
NUCLEAR RESEARCH AND DEVELOPMENT PROGRAM		61,350,000.00	0.00	61,350,000.00	61,350,000.00	0.00	0.00	0.00	61,350,000.00	11,882,703.79	15,109,182.28	12,688,625.14	0.00	39,680,511.21	10,217,549.00	15,387,324.95	12,046,373.96	0.00	0.00	37,651,247.91	0.00	21,669,488.79	537,328.99	1,491,934.31
Nuclear Research Technology Development and Application	31010010000100	61,350,000.00	0.00	61,350,000.00	61,350,000.00	0.00	0.00	0.00	61,350,000.00	11,882,703.79	15,109,182.28	12,688,625.14	0.00	39,680,511.21	10,217,549.00	15,387,324.95	12,046,373.96	0.00	0.00	37,651,247.91	0.00	21,669,488.79	537,328.99	1,491,934.31
PS		48,897,000.00	0.00	48,897,000.00	48,897,000.00	0.00	0.00	0.00	48,897,000.00	10,267,220.59	13,047,107.55	9,684,051.12	0.00	32,998,379.26	9,709,628.16	13,604,399.96	9,146,722.13	0.00	0.00	32,461,050.27	0.00	15,868,620.74	537,328.99	0.00
MOOE		12,453,000.00	0.00	12,453,000.00	12,453,000.00	0.00	0.00	0.00	12,453,000.00	1,615,483.20	2,062,074.73	3,004,574.02	0.00	6,682,131.95	507,620.84	1,762,924.97	2,699,651.83	0.00	0.00	5,190,197.64	0.00	5,770,669.05	0.00	1,491,934.31
NUCLEAR SCIENCE AND TECHNOLOGY SERVICES AND ADVISORY PROGRAM		91,964,000.00	0.00	91,964,000.00	91,964,000.00	0.00	0.00	0.00	91,964,000.00	15,894,968.75	16,779,304.69	21,996,464.54	0.00	56,670,737.98	12,215,590.89	20,451,597.03	16,791,427.28	0.00	0.00	48,458,605.20	0.00	35,293,242.02	714,133.97	6,498,018.81
Nuclear and Allied Services	31020010000100	71,930,000.00	0.00	71,930,000.00	71,930,000.00	0.00	0.00	0.00	71,930,000.00	11,534,487.96	13,082,604.24	17,893,192.97	0.00	42,310,285.17	8,318,362.29	14,612,197.57	12,552,863.27	0.00	0.00	35,483,423.13	0.00	29,619,714.83	494,242.21	6,332,619.83
PS		35,754,000.00	0.00	35,754,000.00	35,754,000.00	0.00	0.00	0.00	35,754,000.00	7,608,066.88	9,944,426.68	7,776,970.95	0.00	25,327,464.51	7,295,904.66	10,454,588.90	7,282,728.74	0.00	0.00	25,033,222.30	0.00	10,226,535.49	494,242.21	0.00
MOOE		36,176,000.00	0.00	36,176,000.00	36,176,000.00	0.00	0.00	0.00	36,176,000.00	3,728,421.08	3,138,177.56	9,916,222.02	0.00	16,782,820.66	1,022,457.63	4,157,608.67	5,270,134.53	0.00	0.00	10,450,200.83	0.00	19,393,179.34	0.00	6,332,619.83
Diffusion and Transfer of Nuclear Knowledge and Technologies	31020010000200	20,034,000.00	0.00	20,034,000.00	20,034,000.00	0.00	0.00	0.00	20,034,000.00	4,360,460.79	5,696,700.45	4,303,291.57	0.00	14,360,472.81	3,897,228.60	5,839,386.46	4,238,564.01	0.00	0.00	13,975,182.07	0.00	5,673,527.19	219,891.76	165,396.98
PS		18,264,000.00	0.00	18,264,000.00	18,264,000.00	0.00	0.00	0.00	18,264,000.00	3,956,166.14	4,976,317.63	3,995,914.62	0.00	12,928,398.29	3,663,413.67	5,269,070.10	3,776,022.76	0.00	0.00	12,708,506.53	0.00	5,335,601.71	219,891.76	0.00
MOOE		1,770,000.00	0.00	1,770,000.00	1,770,000.00	0.00	0.00	0.00	1,770,000.00	404,314.65	720,382.82	307,377.05	0.00	1,432,074.52	233,814.93	570,319.36	462,541.25	0.00	0.00	1,266,675.54	0.00	337,925.48	0.00	165,396.98
CO : Increased benefits to Filipinos from safe and secure utilization of nuclear and radiation		21,686,000.00	0.00	21,686,000.00	21,686,000.00	0.00	0.00	0.00	21,686,000.00	4,710,970.45	6,166,474.82	4,278,048.86	0.00	15,155,493.93	4,306,641.59	6,494,208.04	4,103,454.29	0.00	0.00	14,907,303.92	0.00	6,530,506.07	248,190.01	0.00

Department : Department of Science and Technology (DOST)  
 Agency/Entity : Philippine Nuclear Research Institute  
 Operating Unit : < not applicable >  
 Organization Code (UACS) : 19 015 0000000  
 Fund Cluster : 01 - Regular Agency Fund

X	Current Year Appropriations
	Supplemental Appropriations
	Continuing Appropriations


(e.g. UACS Fund Cluster: 01-Regular Agency Fund, 02-Foreign Assisted Projects Fund, 03-Special Account-Locally Funded/Domestic Grants Fund, and 04-Special Account-Foreign Assisted/Foreign Grants Fund)


Particulars	UACS CODE	Appropriations			Allotments						Current Year Obligations					Current Year Disbursements					Balances																							
		Authorized Appropriations	Adjustments (Transfer To/From, Modifications/ Augmentational)	Adjusted Appropriations	Allotments Received	Adjustments (Reductions, Modifications/ Augmentations)	Transfer To	Transfer From	Adjusted Allotments	1st Quarter Ending March 31	2nd Quarter Ending June 30	3rd Quarter Ending September 30	4th Quarter Ending December 31	Total	1st Quarter Ending March 31	2nd Quarter Ending June 30	3rd Quarter Ending September 30	4th Quarter Ending December 31	Total	Unreleased Appropriations	Unobligated Allotments	Unpaid Obligations (15-20)=(23+24)																						
																						Due and Demandable	Not Yet Due and Demandable																					
1	2	3	4	5=(3+4)	6	7	8	9	10=(8+{7}-8+9)	11	12	13	14	15=(11+12+13+14)	16	17	18	19	20=(16+17+18+19)	21	22	23	24																					
Technologies and materials																																												
NUCLEAR REGULATIONS, SECURITY AND SAFEGUARDS PROGRAM		21,686,000.00	0.00	21,686,000.00	21,686,000.00	0.00	0.00	0.00	21,686,000.00	4,710,970.45	6,166,474.62	4,278,048.86	0.00	15,155,493.93	4,309,541.59	6,494,208.04	4,103,454.29	0.00	14,907,303.92	0.00	6,530,506.07	248,190.01	0.00	0.00																				
Nuclear Regulations, Licensing, Inspection and Security and Safeguards	320100100001000	21,686,000.00	0.00	21,686,000.00	21,686,000.00	0.00	0.00	0.00	21,686,000.00	4,710,970.45	6,166,474.62	4,278,048.86	0.00	15,155,493.93	4,309,541.59	6,494,208.04	4,103,454.29	0.00	14,907,303.92	0.00	6,530,506.07	248,190.01	0.00	0.00																				
PS		20,758,000.00	0.00	20,758,000.00	20,758,000.00	0.00	0.00	0.00	20,758,000.00	4,353,062.13	5,670,622.65	4,203,619.15	0.00	14,227,493.93	4,096,147.22	5,927,727.56	3,955,429.14	0.00	13,979,303.92	0.00	6,530,506.07	248,190.01	0.00	0.00																				
MOOE		928,000.00	0.00	928,000.00	928,000.00	0.00	0.00	0.00	928,000.00	357,918.32	495,851.97	74,429.71	0.00	928,000.00	213,494.37	566,480.48	148,025.15	0.00	928,000.00	0.00	0.00	0.00	0.00	0.00																				
Sub-Total, Operations		175,000,000.00	0.00	175,000,000.00	175,000,000.00	0.00	0.00	0.00	175,000,000.00	32,488,842.99	40,054,961.59	38,963,158.54	0.00	111,508,763.12	26,742,781.48	42,333,120.02	32,941,255.53	0.00	102,017,157.03	0.00	63,493,236.88	1,499,652.97	7,986,953.12	0.00																				
PS		123,673,000.00	0.00	123,673,000.00	123,673,000.00	0.00	0.00	0.00	123,673,000.00	26,382,505.74	33,638,674.51	25,660,555.74	0.00	85,681,736.99	24,765,393.71	35,255,786.54	24,160,902.77	0.00	84,182,083.02	0.00	37,961,264.01	1,499,652.97	0.00	0.00																				
MOOE		51,327,000.00	0.00	51,327,000.00	51,327,000.00	0.00	0.00	0.00	51,327,000.00	6,106,137.25	6,416,287.08	13,302,602.80	0.00	25,825,027.13	1,977,387.77	7,077,333.48	8,780,352.76	0.00	17,835,074.01	0.00	25,501,972.87	0.00	7,986,953.12	0.00																				
FinEx (if Applicable)		0.00	0.00	0.00	0.00	0.00	0.00	0.00	0.00	0.00	0.00	0.00	0.00	0.00	0.00	0.00	0.00	0.00	0.00	0.00	0.00	0.00	0.00	0.00																				
CO		0.00	0.00	0.00	0.00	0.00	0.00	0.00	0.00	0.00	0.00	0.00	0.00	0.00	0.00	0.00	0.00	0.00	0.00	0.00	0.00	0.00	0.00	0.00																				
Sub-Total, I. Agency Specific Budget		1,055,215,000.00	0.00	1,055,215,000.00	1,055,215,000.00	0.00	0.00	0.00	1,055,215,000.00	523,249,665.01	148,228,336.69	70,293,091.14	0.00	741,771,112.84	53,478,546.01	124,240,403.31	67,127,398.45	0.00	234,846,347.77	0.00	313,443,887.10	2,524,568.10	504,306,196.97	0.00																				
PS		196,782,000.00	0.00	196,782,000.00	196,782,000.00	0.00	0.00	0.00	196,782,000.00	42,183,593.36	51,211,280.40	41,172,078.58	0.00	134,566,952.34	40,269,297.16	53,125,576.60	38,547,510.48	0.00	131,942,384.24	0.00	62,215,047.66	2,524,568.10	0.00	0.00																				
MOOE		182,433,000.00	0.00	182,433,000.00	182,433,000.00	0.00	0.00	0.00	182,433,000.00	26,066,102.65	77,671,625.29	28,656,712.55	0.00	131,394,440.50	13,209,248.85	71,114,826.71	18,579,887.97	0.00	102,903,963.93	0.00	51,038,559.50	0.00	28,490,476.97	0.00																				
FinEx (if Applicable)		0.00	0.00	0.00	0.00	0.00	0.00	0.00	0.00	0.00	0.00	0.00	0.00	0.00	0.00	0.00	0.00	0.00	0.00	0.00	0.00	0.00	0.00	0.00																				
CO		676,000,000.00	0.00	676,000,000.00	676,000,000.00	0.00	0.00	0.00	676,000,000.00	455,969,969.00	19,345,431.00	464,300.00	0.00	475,609,720.00	0.00	0.00	0.00	0.00	0.00	0.00	200,190,280.00	0.00	475,609,720.00	0.00																				
II. Automatic Appropriations		13,754,000.00	637,000.00	14,391,000.00	14,391,000.00	0.00	0.00	0.00	14,391,000.00	2,208,988.35	4,455,141.36	2,278,261.81	0.00	8,942,391.52	2,208,988.35	4,455,141.36	2,278,261.81	0.00	8,942,391.52	0.00	5,448,608.48	0.00	0.00	0.00																				
Specific Budgets of National Government Agencies		13,754,000.00	637,000.00	14,391,000.00	14,391,000.00	0.00	0.00	0.00	14,391,000.00	2,208,988.35	4,455,141.36	2,278,261.81	0.00	8,942,391.52	2,208,988.35	4,455,141.36	2,278,261.81	0.00	8,942,391.52	0.00	5,448,608.48	0.00	0.00	0.00																				
Retirement and Life Insurance Premiums		13,754,000.00	637,000.00	14,391,000.00	14,391,000.00	0.00	0.00	0.00	14,391,000.00	2,208,988.35	4,455,141.36	2,278,261.81	0.00	8,942,391.52	2,208,988.35	4,455,141.36	2,278,261.81	0.00	8,942,391.52	0.00	5,448,608.48	0.00	0.00	0.00																				
PS		13,754,000.00	637,000.00	14,391,000.00	14,391,000.00	0.00	0.00	0.00	14,391,000.00	2,208,988.35	4,455,141.36	2,278,261.81	0.00	8,942,391.52	2,208,988.35	4,455,141.36	2,278,261.81	0.00	8,942,391.52	0.00	5,448,608.48	0.00	0.00	0.00																				
Sub-total II. Automatic Appropriations		13,754,000.00	637,000.00	14,391,000.00	14,391,000.00	0.00	0.00	0.00	14,391,000.00	2,208,988.35	4,455,141.36	2,278,261.81	0.00	8,942,391.52	2,208,988.35	4,455,141.36	2,278,261.81	0.00	8,942,391.52	0.00	5,448,608.48	0.00	0.00	0.00																				
PS		13,754,000.00	637,000.00	14,391,000.00	14,391,000.00	0.00	0.00	0.00	14,391,000.00	2,208,988.35	4,455,141.36	2,278,261.81	0.00	8,942,391.52	2,208,988.35	4,455,141.36	2,278,261.81	0.00	8,942,391.52	0.00	5,448,608.48	0.00	0.00	0.00																				
MOOE		0.00	0.00	0.00	0.00	0.00	0.00	0.00	0.00	0.00	0.00	0.00	0.00	0.00	0.00	0.00	0.00	0.00	0.00	0.00	0.00	0.00	0.00	0.00																				
FinEx		0.00	0.00	0.00	0.00	0.00	0.00	0.00	0.00	0.00	0.00	0.00	0.00	0.00	0.00	0.00	0.00	0.00	0.00	0.00	0.00	0.00	0.00	0.00																				
CO		0.00	0.00	0.00	0.00	0.00	0.00	0.00	0.00	0.00	0.00	0.00	0.00	0.00	0.00	0.00	0.00	0.00	0.00	0.00	0.00	0.00	0.00	0.00																				
III. Special Purpose Fund		0.00	16,418,307.00	16,418,307.00	0.00	16,418,307.00	0.00	0.00	16,418,307.00	0.00	9,498,306.19	4,437,217.67	0.00	13,935,523.86	0.00	9,498,306.19	4,437,217.67	0.00	13,935,523.86	0.00	2,482,782.33	0.00	0.00	0.00																				
Miscellaneous Personnel Benefits Fund		0.00	5,655,399.00	5,655,399.00	0.00	5,655,399.00	0.00	0.00	5,655,399.00	0.00	5,655,399.19	0.00	0.00	5,655,399.19	0.00	5,655,399.19	0.00	0.00	5,655,399.19	0.00	0.81	0.00	0.00	0.00																				
PS		0.00	5,655,399.00	5,655,399.00	0.00	5,655,399.00	0.00	0.00	5,655,399.00	0.00	5,655,399.19	0.00	0.00	5,655,399.19	0.00	5,655,399.19	0.00	0.00	5,655,399.19	0.00	0.81	0.00	0.00	0.00																				
Pension and Gratuity Fund		0.00	3,842,908.00	3,842,908.00	0.00	3,842,908.00	0.00	0.00	3,842,908.00	0.00	3,842,908.00	0.00	0.00	3,842,908.00	0.00	3,842,908.00	0.00	0.00	3,842,908.00	0.00	0.00	0.00	0.00	0.00																				
PS		0.00	3,842,908.00	3,842,908.00	0.00	3,842,908.00	0.00	0.00	3,842,908.00	0.00	3,842,908.00	0.00	0.00	3,842,908.00	0.00	3,842,908.00	0.00	0.00	3,842,908.00	0.00	0.00	0.00	0.00	0.00																				
For payment of Personnel Benefits		0.00	6,920,000.00	6,920,000.00	0.00	6,920,000.00	0.00	0.00	6,920,000.00	0.00	0.00	4,437,217.67	0.00	4,437,217.67	0.00	0.00	4,437,217.67	0.00	4,437,217.67	0.00	2,482,782.33	0.00	0.00	0.00																				
PS		0.00	6,920,000.00	6,920,000.00	0.00	6,920,000.00	0.00	0.00	6,920,000.00	0.00	0.00	4,437,217.67	0.00	4,437,217.67	0.00	0.00	4,437,217.67	0.00	4,437,217.67	0.00	2,482,782.33	0.00	0.00	0.00																				

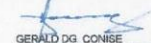
Department : Department of Science and Technology (DOST)  
 Agency/Entity : Philippine Nuclear Research Institute  
 Operating Unit : < not applicable >  
 Organization Code (UACS) : 19 015 0000000  
 Fund Cluster : 01 - Regular Agency Fund  
 (e.g. UACS Fund Cluster: 01-Regular Agency Fund, 02-Foreign Assisted Projects Fund, 03-Special Account-Locally Funded/Domestic Grants Fund, and 04-Special Account-Foreign Assisted/Foreign Grants Fund)


X	Current Year Appropriations
	Supplemental Appropriations
	Continuing Appropriations

Particulars	UACS CODE	Appropriations			Allotments					Current Year Obligations					Current Year Disbursements					Balances				
		Authorized Appropriations	Adjustments (Transfer To/From, Modifications/Augmentations)	Adjusted Appropriations	Allotments Received	Adjustments (Reductions, Modifications/Augmentations)	Transfer To	Transfer From	Adjusted Allotments	1st Quarter Ending March 31	2nd Quarter Ending June 30	3rd Quarter Ending September 30	4th Quarter Ending December 31	Total	1st Quarter Ending March 31	2nd Quarter Ending June 30	3rd Quarter Ending September 30	4th Quarter Ending December 31	Total	Unreleased Appropriations	Unobligated Allotments	Unpaid Obligations (15-20)=(23+24)		
																						Due and Demandable	Not Yet Due and Demandable	
1	2	3	4	5=(3+4)	6	7	8	9	10=(8+(-)(7)-8+9)	11	12	13	14	15=(11+12+13+14)	16	17	18	19	20=(16+17+18+19)	21	22	23	24	
Sub-Total III. Special Purpose Fund		0.00	16,418,307.00	16,418,307.00	0.00	16,418,307.00	0.00	0.00	16,418,307.00	0.00	9,498,306.19	4,437,217.67	0.00	13,935,523.86	0.00	9,498,306.19	4,437,217.67	0.00	13,935,523.86	0.00	2,482,783.14	0.00	0.00	0.00
PS		0.00	16,418,307.00	16,418,307.00	0.00	16,418,307.00	0.00	0.00	16,418,307.00	0.00	9,498,306.19	4,437,217.67	0.00	13,935,523.86	0.00	9,498,306.19	4,437,217.67	0.00	13,935,523.86	0.00	2,482,783.14	0.00	0.00	0.00
MOOE		0.00	0.00	0.00	0.00	0.00	0.00	0.00	0.00	0.00	0.00	0.00	0.00	0.00	0.00	0.00	0.00	0.00	0.00	0.00	0.00	0.00	0.00	0.00
FinEx		0.00	0.00	0.00	0.00	0.00	0.00	0.00	0.00	0.00	0.00	0.00	0.00	0.00	0.00	0.00	0.00	0.00	0.00	0.00	0.00	0.00	0.00	0.00
CO		0.00	0.00	0.00	0.00	0.00	0.00	0.00	0.00	0.00	0.00	0.00	0.00	0.00	0.00	0.00	0.00	0.00	0.00	0.00	0.00	0.00	0.00	0.00
IV. Reversion of the Unobligated Allotments charged against R.A. No. 11465 and 11464		0.00	0.00	0.00	0.00	0.00	0.00	0.00	0.00	0.00	0.00	0.00	0.00	0.00	0.00	0.00	0.00	0.00	0.00	0.00	0.00	0.00	0.00	0.00
<b>GRAND TOTAL</b>		<b>1,088,969,000.00</b>	<b>17,055,307.00</b>	<b>1,088,024,307.00</b>	<b>1,089,606,000.00</b>	<b>16,418,307.00</b>	<b>0.00</b>	<b>0.00</b>	<b>1,088,024,307.00</b>	<b>525,458,673.36</b>	<b>162,181,784.24</b>	<b>77,008,570.62</b>	<b>0.00</b>	<b>764,649,028.22</b>	<b>55,887,534.36</b>	<b>138,193,850.86</b>	<b>63,842,877.93</b>	<b>0.00</b>	<b>257,724,263.15</b>	<b>0.00</b>	<b>321,375,278.78</b>	<b>2,524,568.10</b>	<b>504,300,196.97</b>	
PS		210,536,000.00	17,055,307.00	227,591,307.00	211,173,000.00	16,418,307.00	0.00	0.00	227,591,307.00	44,362,581.71	65,164,727.95	47,887,558.06	0.00	157,444,867.72	42,478,285.51	67,079,024.15	45,262,969.96	0.00	154,820,299.62	0.00	70,146,439.26	2,624,568.10	0.00	0.00
MOOE		182,433,000.00	0.00	182,433,000.00	182,433,000.00	0.00	0.00	0.00	182,433,000.00	25,066,102.65	77,671,625.29	28,659,712.56	0.00	131,394,440.50	13,209,248.85	71,114,828.71	18,578,857.97	0.00	102,903,963.53	0.00	51,038,559.50	0.00	28,490,476.97	
CO		676,000,000.00	0.00	676,000,000.00	676,000,000.00	0.00	0.00	0.00	676,000,000.00	455,999,989.00	19,345,431.00	464,300.00	0.00	475,809,720.00	0.00	0.00	0.00	0.00	0.00	0.00	200,190,280.00	0.00	475,809,720.00	
<b>Recapitulation by OO:</b>																								
I. Agency Specific Budget		175,000,000.00	0.00	175,000,000.00	175,000,000.00	0.00	0.00	0.00	175,000,000.00	32,488,642.99	40,054,961.59	38,963,158.54	0.00	111,506,763.12	26,742,781.48	42,333,120.02	32,941,255.53	0.00	102,017,157.03	0.00	63,493,236.86	1,499,652.97	7,969,953.12	
NUCLEAR REGULATIONS, SECURITY AND SAFEGUARDS PROGRAM		21,686,000.00	0.00	21,686,000.00	21,686,000.00	0.00	0.00	0.00	21,686,000.00	4,710,970.45	6,166,474.62	4,278,048.86	0.00	15,155,493.93	4,308,641.59	6,494,206.04	4,103,454.29	0.00	14,907,303.92	0.00	6,530,506.07	246,190.01	0.00	
NUCLEAR RESEARCH AND DEVELOPMENT PROGRAM		61,350,000.00	0.00	61,350,000.00	61,350,000.00	0.00	0.00	0.00	61,350,000.00	11,882,703.79	15,109,182.28	12,688,625.14	0.00	39,680,511.21	10,217,549.00	15,387,324.95	12,046,373.96	0.00	37,651,247.51	0.00	21,669,468.79	537,328.99	1,491,934.31	
NUCLEAR SCIENCE AND TECHNOLOGY SERVICES AND ADVISORY PROGRAM		91,964,000.00	0.00	91,964,000.00	91,964,000.00	0.00	0.00	0.00	91,964,000.00	15,694,966.75	18,779,304.69	21,996,484.54	0.00	56,670,757.98	12,215,590.89	20,451,587.03	16,791,427.28	0.00	49,458,605.20	0.00	35,293,242.02	714,133.97	5,496,018.81	

Certified Correct:  
  
 BERNARD M. DE LARA  
 Head, Budget Section  
 Date: October 28, 2024 10:34 AM

Certified Correct:  
  
 SYLVIA ANNE B. BANZUELO  
 Head Accounting Section  
 Date: October 28, 2024 10:34 AM

Recommending Approval By:  
  
 GERALD DG. CONIBE  
 Chief, Finance and Administrative Division  
 Date: October 28, 2024 10:37 AM

Approved By:  
  
 CARLO A. ARCILLA, PH.D.  
 Head of Agency  
 Date: October 28, 2024 10:41 AM