


STATEMENT OF APPROPRIATIONS, ALLOTMENTS, OBLIGATIONS, DISBURSEMENTS AND BALANCES
As at the Quarter Ending December 31, 2023

Department : Department of Science and Technology (DOST)
 Agency/Entity : Philippine Nuclear Research Institute
 Operating Unit : < not applicable >
 Organization Code (UACS) : 19 015 0000000
 Fund Cluster : 04 - Special Account - Foreign Assisted/Foreign Grants Fund
 (e.g. UACS Fund Cluster: 01-Regular Agency Fund, 02-Foreign Assisted Projects Fund, 03-Special Account-Locally Funded/Domestic Grants Fund, and 04-Special Account-Foreign Assisted/Foreign Grants Fund)


X	Current Year Appropriations
	Supplemental Appropriations
	Continuing Appropriations

Particulars	UACS CODE	Appropriations			Allotments						Current Year Obligations					Current Year Disbursements					Balances			
		Authorized Appropriations	Adjustments (Transfer To/From, Modifications/ Augmentations)	Adjusted Appropriations	Allotments Received	Adjustments (Reductions, Modifications/ Augmentations)	Transfer To	Transfer From	Adjusted Allotments	1st Quarter Ending March 31	2nd Quarter Ending June 30	3rd Quarter Ending September 30	4th Quarter Ending December 31	Total	1st Quarter Ending March 31	2nd Quarter Ending June 30	3rd Quarter Ending September 30	4th Quarter Ending December 31	Total	Unreleased Appropriations	Unobligated Allotments	Unpaid Obligations (15-20)=(23+24)		
		3	4	5=(3+4)	6	7	8	9	10=(6+(-)7-8+9)	11	12	13	14	15=(11+12+13+14)	16	17	18	19	20=(16+17+18+19)	21	22	Due and Demandable	Not Yet Due and Demandable	
II. Automatic Appropriations		0.00	0.00	0.00	4,237,916.00	0.00	0.00	0.00	4,237,916.00	675,815.70	1,122,764.76	974,750.37	1,427,364.25	4,200,695.08	482,374.10	1,287,131.84	910,879.39	1,059,818.10	3,740,203.43	(4,237,916.00)	37,220.92	0.00	460,491.65	
Multilateral and Bilateral Loans/Grants		0.00	0.00	0.00	4,237,916.00	0.00	0.00	0.00	4,237,916.00	675,815.70	1,122,764.76	974,750.37	1,427,364.25	4,200,695.08	482,374.10	1,287,131.84	910,879.39	1,059,818.10	3,740,203.43	(4,237,916.00)	37,220.92	0.00	460,491.65	
Austria		0.00	0.00	0.00	4,237,916.00	0.00	0.00	0.00	4,237,916.00	675,815.70	1,122,764.76	974,750.37	1,427,364.25	4,200,695.08	482,374.10	1,287,131.84	910,879.39	1,059,818.10	3,740,203.43	(4,237,916.00)	37,220.92	0.00	460,491.65	
MOOE		0.00	(228,000.00)	(228,000.00)	4,237,916.00	(228,000.00)	0.00	0.00	4,009,916.00	675,815.70	1,122,764.76	974,750.37	1,427,364.25	4,200,695.08	482,374.10	1,287,131.84	910,879.39	1,059,818.10	3,740,203.43	(4,237,916.00)	37,220.92	0.00	460,491.65	
CO		0.00	228,000.00	228,000.00	4,237,916.00	0.00	0.00	0.00	4,009,916.00	675,815.70	1,122,764.76	974,750.37	1,427,364.25	4,200,695.08	482,374.10	1,287,131.84	910,879.39	1,059,818.10	3,740,203.43	(4,237,916.00)	37,220.92	0.00	460,491.65	
Sub-total II. Automatic Appropriations		0.00	0.00	0.00	4,237,916.00	0.00	0.00	0.00	4,237,916.00	675,815.70	1,122,764.76	974,750.37	1,427,364.25	4,200,695.08	482,374.10	1,287,131.84	910,879.39	1,059,818.10	3,740,203.43	(4,237,916.00)	37,220.92	0.00	460,491.65	
PS		0.00	0.00	0.00	0.00	0.00	0.00	0.00	0.00	0.00	0.00	0.00	0.00	0.00	0.00	0.00	0.00	0.00	0.00	0.00	0.00	0.00	0.00	
MOOE		0.00	(228,000.00)	(228,000.00)	4,237,916.00	(228,000.00)	0.00	0.00	4,009,916.00	675,815.70	1,122,764.76	974,750.37	1,427,364.25	4,200,695.08	482,374.10	1,287,131.84	910,879.39	1,059,818.10	3,740,203.43	(4,237,916.00)	37,220.92	0.00	460,491.65	
FinEx		0.00	0.00	0.00	0.00	0.00	0.00	0.00	0.00	0.00	0.00	0.00	0.00	0.00	0.00	0.00	0.00	0.00	0.00	0.00	0.00	0.00	0.00	
CO		0.00	228,000.00	228,000.00	0.00	228,000.00	0.00	0.00	228,000.00	0.00	0.00	0.00	202,350.00	202,350.00	0.00	0.00	0.00	0.00	0.00	0.00	0.00	0.00	0.00	
IV. Reversion of the Unobligated Allotments charged against R.A. Nos. 11465 and 11494		0.00	0.00	0.00	0.00	0.00	0.00	0.00	0.00	0.00	0.00	0.00	202,350.00	202,350.00	0.00	0.00	0.00	0.00	127,000.00	0.00	25,650.00	0.00	75,350.00	
GRAND TOTAL		0.00	0.00	0.00	4,237,916.00	0.00	0.00	0.00	4,237,916.00	675,815.70	1,122,764.76	974,750.37	1,427,364.25	4,200,695.08	482,374.10	1,287,131.84	910,879.39	1,059,818.10	3,740,203.43	(4,237,916.00)	37,220.92	0.00	460,491.65	
MOOE		0.00	(228,000.00)	(228,000.00)	4,237,916.00	(228,000.00)	0.00	0.00	4,009,916.00	675,815.70	1,122,764.76	974,750.37	1,427,364.25	4,200,695.08	482,374.10	1,287,131.84	910,879.39	1,059,818.10	3,740,203.43	(4,237,916.00)	37,220.92	0.00	460,491.65	
CO		0.00	228,000.00	228,000.00	0.00	228,000.00	0.00	0.00	228,000.00	0.00	0.00	0.00	202,350.00	202,350.00	0.00	0.00	0.00	0.00	127,000.00	0.00	25,650.00	0.00	75,350.00	


Certified Correct:


 HERLENE C. YEE
 OIC, Budget Section
 Date: January 28, 2024 01:34 PM

Certified Correct:


 SYLVA ANNE S. BANZUELO
 OIC, Accounting Section
 Date: January 28, 2024 01:34 PM

Recommending Approval By:


 GERALD DG. CONISE, MPA
 Chief, Finance and Administrative Division
 Date: January 28, 2024 01:39 PM

Approved By:


 CARLO A. ARBOLINO, PH.D.
 Head of Agency
 Date: January 28, 2024 01:42 PM