

STATEMENT OF APPROPRIATIONS, ALLOTMENTS, OBLIGATIONS, DISBURSEMENTS AND BALANCES
As at the Quarter Ending June 30, 2023

Department : Department of Science and Technology (DOST)
Agency/Entity : Philippine Nuclear Research Institute
Operating Unit : < not applicable >
Organization Code (UACS) : 19 015 0000000
Fund Cluster : 01 - Regular Agency Fund

X Current Year Appropriations
Supplemental Appropriations
Continuing Appropriations

(e.g. UACS Fund Cluster: 01-Regular Agency Fund, 02-Foreign Assisted Projects Fund, 03-Special Account-Locally Funded/Domestic Grants Fund, and 04-Special Account-Foreign Assisted/Foreign Grants Fund)

Particulars	UACS CODE	Authorized Appropriations	Appropriations Adjustments (Transfer To/From, Modifications/ Augmentations)	Adjusted Appropriations	Allotments					Current Year Obligations					Current Year Disbursements					Balances			
					Allotments Received	Adjustments (Reductions, Modifications/ Augmentation)	Trans fer To	Transfe r From	Adjusted Total Allotments	1st Quarter Ending March 31	2nd Quarter Ending June 30	3rd Quarter Ending Septem	4th Quarter Ending	Total	1st Quarter Ending March 31	2nd Quarter Ending June 30	3rd Quarter Ending Septemb	4th Quarter Ending December	Total	Unreleased Appropriations	Unobligated Allotments	Unpaid Obligations(15-20)=(23+24)	
																						Due and Demandable	Not Yet Due and Demandable
1	2	3	4	5=(3+4)	6	7	8	9	10=[(6+(-7))-8+9]	11	12	13	14	15=(11+12+13+14)	16	17	18	19	20=(16+17+18+19)	21	22	23	24
I. Agency Specific Budget		461,557,000.00	0.00	461,557,000.00	436,557,000.00	0.00	0.00	0.00	436,557,000.00	125,339,858.85	87,616,601.36	0.00	0.00	212,956,460.21	51,031,949.34	123,936,039.42	0.00	0.00	174,967,988.76	25,000,000.00	223,600,539.79	3,382,523.83	34,605,947.62
General Administration and Support	1000000000	167,506,000.00	0.00	167,506,000.00	167,506,000.00	0.00	0.00	0.00	167,506,000.00	76,720,966.30	39,802,755.11	0.00	0.00	116,523,721.41	24,022,782.28	81,582,185.58	0.00	0.00	105,604,967.86	0.00	50,982,278.59	821,327.60	10,097,425.95
General Management and Supervision	1000001000	162,665,000.00	0.00	162,665,000.00	162,665,000.00	0.00	0.00	0.00	162,665,000.00	76,720,966.30	38,210,410.11	0.00	0.00	114,931,376.41	24,022,782.28	79,989,840.58	0.00	0.00	104,012,622.86	0.00	47,733,623.59	821,327.60	10,097,425.95
PS		73,452,000.00	0.00	73,452,000.00	73,452,000.00	0.00	0.00	0.00	73,452,000.00	15,480,657.35	17,683,150.84	0.00	0.00	33,163,808.19	15,150,031.20	17,192,449.39	0.00	0.00	32,342,480.59	0.00	40,288,191.81	821,327.60	0.00
MOOE		89,213,000.00	0.00	89,213,000.00	89,213,000.00	0.00	0.00	0.00	89,213,000.00	61,240,308.95	20,527,259.27	0.00	0.00	81,767,568.22	8,872,751.08	62,797,391.19	0.00	0.00	71,670,142.27	0.00	7,445,431.78	0.00	10,097,425.95
Human Resource Development	1000001000	181,000.00	0.00	181,000.00	181,000.00	0.00	0.00	0.00	181,000.00	0.00	0.00	0.00	0.00	0.00	0.00	0.00	0.00	0.00	0.00	0.00	181,000.00	0.00	0.00
MOOE		181,000.00	0.00	181,000.00	181,000.00	0.00	0.00	0.00	181,000.00	0.00	0.00	0.00	0.00	0.00	0.00	0.00	0.00	0.00	0.00	0.00	181,000.00	0.00	0.00
Administration of Personnel Benefits	1000001000	4,660,000.00	0.00	4,660,000.00	4,660,000.00	0.00	0.00	0.00	4,660,000.00	0.00	1,592,345.00	0.00	0.00	1,592,345.00	0.00	1,592,345.00	0.00	0.00	1,592,345.00	0.00	3,067,655.00	0.00	0.00
PS		4,660,000.00	0.00	4,660,000.00	4,660,000.00	0.00	0.00	0.00	4,660,000.00	0.00	1,592,345.00	0.00	0.00	1,592,345.00	0.00	1,592,345.00	0.00	0.00	1,592,345.00	0.00	3,067,655.00	0.00	0.00
Sub-Total. General Administration and Support		167,506,000.00	0.00	167,506,000.00	167,506,000.00	0.00	0.00	0.00	167,506,000.00	76,720,966.30	39,802,755.11	0.00	0.00	116,523,721.41	24,022,782.28	81,582,185.58	0.00	0.00	105,604,967.86	0.00	50,982,278.59	821,327.60	10,097,425.95
PS		78,112,000.00	0.00	78,112,000.00	78,112,000.00	0.00	0.00	0.00	78,112,000.00	15,480,657.35	19,275,495.84	0.00	0.00	34,756,153.19	15,150,031.20	18,784,794.39	0.00	0.00	33,934,825.59	0.00	43,355,846.81	821,327.60	0.00
MOOE		89,394,000.00	0.00	89,394,000.00	89,394,000.00	0.00	0.00	0.00	89,394,000.00	61,240,308.95	20,527,259.27	0.00	0.00	81,767,568.22	8,872,751.08	62,797,391.19	0.00	0.00	71,670,142.27	0.00	7,626,431.78	0.00	10,097,425.95
FinEx (if Applicable)		0.00	0.00	0.00	0.00	0.00	0.00	0.00	0.00	0.00	0.00	0.00	0.00	0.00	0.00	0.00	0.00	0.00	0.00	0.00	0.00	0.00	0.00
CO		0.00	0.00	0.00	0.00	0.00	0.00	0.00	0.00	0.00	0.00	0.00	0.00	0.00	0.00	0.00	0.00	0.00	0.00	0.00	0.00	0.00	0.00
Support to Operations	2000000000	117,274,000.00	0.00	117,274,000.00	92,274,000.00	0.00	0.00	0.00	92,274,000.00	16,506,579.89	2,977,598.13	0.00	0.00	19,484,178.02	707,569.98	1,564,136.61	0.00	0.00	2,271,706.59	25,000,000.00	72,789,621.98	0.00	17,212,471.43
Nuclear and Radiation Facilities Utilization	2000001000	75,000.00	0.00	75,000.00	75,000.00	0.00	0.00	0.00	75,000.00	0.00	0.00	0.00	0.00	0.00	0.00	0.00	0.00	0.00	0.00	0.00	75,000.00	0.00	0.00
MOOE		75,000.00	0.00	75,000.00	75,000.00	0.00	0.00	0.00	75,000.00	0.00	0.00	0.00	0.00	0.00	0.00	0.00	0.00	0.00	0.00	0.00	75,000.00	0.00	0.00
Capacity Building for Nuclear S&T under the Framework of Multilateral and Bilateral Cooperation	2000001000	836,000.00	0.00	836,000.00	836,000.00	0.00	0.00	0.00	836,000.00	0.00	226,325.87	0.00	0.00	226,325.87	0.00	225,483.11	0.00	0.00	225,483.11	0.00	609,674.13	0.00	842.76
MOOE		836,000.00	0.00	836,000.00	836,000.00	0.00	0.00	0.00	836,000.00	0.00	226,325.87	0.00	0.00	226,325.87	0.00	225,483.11	0.00	0.00	225,483.11	0.00	609,674.13	0.00	842.76
Nuclear Power Program in support to Presidential Issuances and Relevant Laws	2000001000	25,082,000.00	0.00	25,082,000.00	82,000.00	0.00	0.00	0.00	82,000.00	33,029.00	43,354.00	0.00	0.00	76,383.00	33,029.00	43,354.00	0.00	0.00	76,383.00	25,000,000.00	5,617.00	0.00	0.00
MOOE		12,708,000.00	0.00	12,708,000.00	82,000.00	0.00	0.00	0.00	82,000.00	33,029.00	43,354.00	0.00	0.00	76,383.00	33,029.00	43,354.00	0.00	0.00	76,383.00	12,626,000.00	5,617.00	0.00	0.00
CO		12,374,000.00	0.00	12,374,000.00	0.00	0.00	0.00	0.00	0.00	0.00	0.00	0.00	0.00	0.00	0.00	0.00	0.00	0.00	12,374,000.00	0.00	0.00	0.00	0.00
Project(s)		91,281,000.00	0.00	91,281,000.00	91,281,000.00	0.00	0.00	0.00	91,281,000.00	16,473,550.89	2,707,918.26	0.00	0.00	19,181,469.15	674,540.98	1,295,299.50	0.00	0.00	1,969,840.48	0.00	72,099,530.85	0.00	17,211,628.67
Locally-Funded Project(s)		91,281,000.00	0.00	91,281,000.00	91,281,000.00	0.00	0.00	0.00	91,281,000.00	16,473,550.89	2,707,918.26	0.00	0.00	19,181,469.15	674,540.98	1,295,299.50	0.00	0.00	1,969,840.48	0.00	72,099,530.85	0.00	17,211,628.67
Upgrading of ARC Building	2000002000	14,676,000.00	0.00	14,676,000.00	14,676,000.00	0.00	0.00	0.00	14,676,000.00	0.00	0.00	0.00	0.00	0.00	0.00	0.00	0.00	0.00	0.00	0.00	14,676,000.00	0.00	0.00
CO		14,676,000.00	0.00	14,676,000.00	14,676,000.00	0.00	0.00	0.00	14,676,000.00	0.00	0.00	0.00	0.00	0.00	0.00	0.00	0.00	0.00	0.00	0.00	14,676,000.00	0.00	0.00

This report was generated using the Unified Reporting System on July 19, 2023 9:35 AM, Status SUBMITTED

Department : Department of Science and Technology (DOST)
Agency/Entity : Philippine Nuclear Research Institute
Operating Unit : < not applicable >
Organization Code (UACS) : 19 015 0000000
Fund Cluster : 01 - Regular Agency Fund

X Current Year Appropriations
Supplemental Appropriations
Continuing Appropriations

(e.g. UACS Fund Cluster: 01-Regular Agency Fund, 02-Foreign Assisted Projects Fund, 03-Special Account-Locally Funded/Domestic Grants Fund, and 04-Special Account-Foreign Assisted/Foreign Grants Fund)

Particulars	UACS CODE	Authorized Appropriations	Appropriations Adjustments (Transfer To/From, Modifications/ Augmentations)	Adjusted Appropriations	Allotments					Current Year Obligations					Current Year Disbursements					Balances			
					Allotments Received	Adjustments (Reductions, Modifications/ Augmentation)	Trans fer To	Transfe r From	Adjusted Total Allotments	1st Quarter Ending March 31	2nd Quarter Ending June 30	3rd Quarter Ending Septem	4th Quarter Ending	Total	1st Quarter Ending March 31	2nd Quarter Ending June 30	3rd Quarter Ending Septemb	4th Quarter Ending December	Total	Unreleased Appropriations	Unobligated Allotments	Unpaid Obligations(15-20)=(23+24)	
																						Due and Demandable	Not Yet Due and Demandable
1	2	3	4	5=(3+4)	6	7	8	9	10=[(6+(-7))-8+9]	11	12	13	14	15=(11+12+13+14)	16	17	18	19	20=(16+17+18+19)	21	22	23	24
Capacity Building to Utilize the Philippine Research Reactor-1 (PRR-1) Triga Fuel Subcritical Assembly to Re-establish Nuclear Science Knowledge and Expertise in the Philippines	2000002000	21,518,000.00	0.00	21,518,000.00	21,518,000.00	0.00	0.00	0.00	21,518,000.00	15,855,416.23	272,466.45	0.00	0.00	16,127,882.68	99,096.32	692,362.28	0.00	0.00	791,458.60	0.00	5,390,117.32	0.00	15,336,424.08
MOOE		518,000.00	0.00	518,000.00	518,000.00	0.00	0.00	0.00	518,000.00	99,096.32	132,466.45	0.00	0.00	231,562.77	99,096.32	132,466.45	0.00	0.00	231,562.77	0.00	286,437.23	0.00	0.00
CO		21,000,000.00	0.00	21,000,000.00	21,000,000.00	0.00	0.00	0.00	21,000,000.00	15,756,319.91	140,000.00	0.00	0.00	15,896,319.91	0.00	559,895.83	0.00	0.00	559,895.83	0.00	5,103,680.09	0.00	15,336,424.08
Establishment of a Two-Storey Radiation Protection Services Facility	2000002000	3,130,000.00	0.00	3,130,000.00	3,130,000.00	0.00	0.00	0.00	3,130,000.00	429,628.64	711,282.89	0.00	0.00	1,140,911.53	411,938.64	498,117.43	0.00	0.00	910,056.07	0.00	1,989,088.47	0.00	230,855.46
MOOE		3,130,000.00	0.00	3,130,000.00	3,130,000.00	0.00	0.00	0.00	3,130,000.00	429,628.64	711,282.89	0.00	0.00	1,140,911.53	411,938.64	498,117.43	0.00	0.00	910,056.07	0.00	1,989,088.47	0.00	230,855.46
Implementation of Strategic Information Systems for Nuclear Safety and Provision of Nuclear Allied Services in the Philippines	2000002000	1,806,000.00	0.00	1,806,000.00	1,806,000.00	0.00	0.00	0.00	1,806,000.00	188,506.02	1,573,168.92	0.00	0.00	1,761,674.94	163,506.02	104,819.79	0.00	0.00					

MOOE		1,806,000.00	0.00	1,806,000.00	1,806,000.00	0.00	0.00	0.00	1,806,000.00	188,506.02	1,573,168.92	0.00	0.00	1,761,674.94	163,506.02	104,819.79	0.00	0.00	268,325.81	0.00	44,325.06	0.00	1,493,349.13	
Development of a Web-based Office Information Management System	20000020009000	151,000.00	0.00	151,000.00	151,000.00	0.00	0.00	0.00	151,000.00	0.00	151,000.00	0.00	0.00	151,000.00	0.00	0.00	0.00	0.00	0.00	0.00	0.00	0.00	151,000.00	
MOOE		151,000.00	0.00	151,000.00	151,000.00	0.00	0.00	0.00	151,000.00	0.00	151,000.00	0.00	0.00	151,000.00	0.00	0.00	0.00	0.00	0.00	0.00	0.00	0.00	151,000.00	
Innovating Nuclear Medicine Research and Services: Development of Emerging PET Radiopharmaceuticals for Early Cancer Staging and Assessment of Biologic Functions in Cancer Cells	200000200018000	50,000,000.00	0.00	50,000,000.00	50,000,000.00	0.00	0.00	0.00	50,000,000.00	0.00	0.00	0.00	0.00	0.00	0.00	0.00	0.00	0.00	0.00	0.00	0.00	50,000,000.00	0.00	0.00
CO		50,000,000.00	0.00	50,000,000.00	50,000,000.00	0.00	0.00	0.00	50,000,000.00	0.00	0.00	0.00	0.00	0.00	0.00	0.00	0.00	0.00	0.00	0.00	0.00	50,000,000.00	0.00	0.00
Sub-Total, Support to Operations		117,274,000.00	0.00	117,274,000.00	92,274,000.00	0.00	0.00	0.00	92,274,000.00	16,506,579.89	2,977,598.13	0.00	0.00	19,484,178.02	707,569.98	1,564,136.61	0.00	0.00	2,271,706.59	25,000,000.00	72,789,821.98	0.00	17,212,471.43	
PS		0.00	0.00	0.00	0.00	0.00	0.00	0.00	0.00	0.00	0.00	0.00	0.00	0.00	0.00	0.00	0.00	0.00	0.00	0.00	0.00	0.00	0.00	
MOOE		19,224,000.00	0.00	19,224,000.00	6,598,000.00	0.00	0.00	0.00	6,598,000.00	750,259.98	2,837,598.13	0.00	0.00	3,587,858.11	707,569.98	1,004,240.78	0.00	0.00	1,711,810.76	12,626,000.00	3,010,141.89	0.00	1,876,047.35	
FinEx (if Applicable)		0.00	0.00	0.00	0.00	0.00	0.00	0.00	0.00	0.00	0.00	0.00	0.00	0.00	0.00	0.00	0.00	0.00	0.00	0.00	0.00	0.00	0.00	
CO		98,050,000.00	0.00	98,050,000.00	85,676,000.00	0.00	0.00	0.00	85,676,000.00	15,756,319.91	140,000.00	0.00	0.00	15,896,319.91	0.00	559,895.83	0.00	0.00	559,895.83	12,374,000.00	69,779,680.09	0.00	15,336,424.08	
Operations UU - increased benefits to Filipinos from science-based R&D know-how and tools in cutting-edge nuclear and radiation technologies	3000000000000000	176,777,000.00	0.00	176,777,000.00	176,777,000.00	0.00	0.00	0.00	176,777,000.00	32,112,312.66	44,836,248.12	0.00	0.00	76,948,560.78	26,301,597.08	40,789,717.23	0.00	0.00	67,091,314.31	0.00	99,828,439.22	2,561,196.23	7,296,050.24	
NUCLEAR RESEARCH AND DEVELOPMENT PROGRAM		153,720,000.00	0.00	153,720,000.00	153,720,000.00	0.00	0.00	0.00	153,720,000.00	27,302,919.95	38,495,810.22	0.00	0.00	65,798,730.17	21,931,233.82	34,426,856.56	0.00	0.00	56,358,060.38	0.00	87,921,269.83	2,144,589.55	7,296,050.24	
Nuclear Research Technology Development and Application	310100100001000	58,015,000.00	0.00	58,015,000.00	58,015,000.00	0.00	0.00	0.00	58,015,000.00	11,789,387.20	17,689,364.54	0.00	0.00	29,478,751.74	10,446,926.78	15,444,086.54	0.00	0.00	25,891,013.32	0.00	28,536,248.26	848,109.24	2,739,629.18	
PS		45,782,000.00	0.00	45,782,000.00	45,782,000.00	0.00	0.00	0.00	45,782,000.00	10,129,084.95	14,015,756.28	0.00	0.00	24,144,841.23	9,526,264.35	13,770,467.64	0.00	0.00	23,296,731.99	0.00	21,637,158.77	848,109.24	0.00	
MOOE		12,233,000.00	0.00	12,233,000.00	12,233,000.00	0.00	0.00	0.00	12,233,000.00	1,660,302.25	3,673,808.26	0.00	0.00	5,333,910.51	920,662.43	1,673,618.90	0.00	0.00	2,594,281.33	0.00	6,999,089.49	0.00	2,739,629.18	
NUCLEAR SCIENCE AND TECHNOLOGY SERVICES AND ADVISORY PROGRAM		95,705,000.00	0.00	95,705,000.00	95,705,000.00	0.00	0.00	0.00	95,705,000.00	15,513,532.75	20,806,445.68	0.00	0.00	36,319,978.43	11,484,307.04	18,982,770.02	0.00	0.00	30,467,077.06	0.00	59,385,021.57	1,296,480.31	4,556,421.06	
Nuclear and Allied Services	310200100001000	75,788,000.00	0.00	75,788,000.00	75,788,000.00	0.00	0.00	0.00	75,788,000.00	11,729,069.64	14,840,259.33	0.00	0.00	26,569,328.97	8,010,022.71	13,113,466.29	0.00	0.00	21,123,489.00	0.00	49,218,671.03	906,983.41	4,538,856.56	
PS		40,252,000.00	0.00	40,252,000.00	40,252,000.00	0.00	0.00	0.00	40,252,000.00	7,512,821.37	10,616,504.08	0.00	0.00	18,129,325.45	6,666,895.57	10,355,446.47	0.00	0.00	17,222,342.04	0.00	22,122,674.55	906,983.41	0.00	
MOOE		35,536,000.00	0.00	35,536,000.00	35,536,000.00	0.00	0.00	0.00	35,536,000.00	4,216,248.27	4,223,755.25	0.00	0.00	8,440,003.52	1,143,127.14	2,758,019.82	0.00	0.00	3,901,146.96	0.00	27,095,996.48	0.00	4,538,856.56	
Diffusion and Transfer of Nuclear Knowledge and Technologies	310200100002000	19,917,000.00	0.00	19,917,000.00	19,917,000.00	0.00	0.00	0.00	19,917,000.00	3,784,463.11	5,986,186.35	0.00	0.00	9,750,649.46	3,474,284.33	5,869,303.73	0.00	0.00	9,343,588.06	0.00	10,166,350.54	389,496.90	17,564.50	
PS		18,178,000.00	0.00	18,178,000.00	18,178,000.00	0.00	0.00	0.00	18,178,000.00	3,621,477.21	5,287,830.85	0.00	0.00	8,909,308.06	3,387,925.93	5,131,885.23	0.00	0.00	8,519,811.16	0.00	9,288,691.94	389,496.90	0.00	

This report was generated using the Unified Reporting System on July 19, 2023 9:35 AM; Status : SUBMITTED

Department : Department of Science and Technology (DOST)
Agency/Entity : Philippine Nuclear Research Institute
Operating Unit : < not applicable >
Organization Code (UACS) : 19 015 0000000
Fund Cluster : 01 - Regular Agency Fund
(e.g. UACS Fund Cluster: 01-Regular Agency Fund, 02-Foreign Assisted Projects Fund, 03-Special Account-Locally Funded/Domestic Grants Fund, and 04-Special Account-Foreign Assisted/Foreign Grants Fund)

X Current Year Appropriations
Supplemental Appropriations
Continuing Appropriations

Particulars	UACS CODE	Authorized Appropriations	Appropriations Adjustments (Transfer To/From, Modifications/ Augmentations)	Adjusted Appropriations	Allotments										Current Year Disbursements					Balances			
					Allotments Received	Adjustments (Reductions, Modifications/ Augmentation)	Transfers To	Transfers From	Adjusted Total Allotments	1st Quarter Ending March 31	2nd Quarter Ending June 30	3rd Quarter Ending Septem	4th Quarter Ending	Total	1st Quarter Ending March 31	2nd Quarter Ending June 30	3rd Quarter Ending Septem	4th Quarter Ending December	Total	Unreleased Appropriations	Unobligated Allotments	Unpaid Obligations(15-20)=(23+24)	
1	2	3	4	5=(3+4)	6	7	8	9	10=[(6+(-7))+8+9]	11	12	13	14	15=(11+12+13+14)	16	17	18	19	20=(16+17+18+19)	21	22	23	24
MOOE		1,739,000.00	0.00	1,739,000.00	1,739,000.00	0.00	0.00	0.00	1,739,000.00	162,985.90	678,355.50	0.00	0.00	841,341.40	86,358.40	737,418.50	0.00	0.00	823,776.90	0.00	897,658.60	0.00	17,564.50
UU - increased benefits to Filipinos from safe and secure utilization of nuclear and radiation technologies and materials		23,057,000.00	0.00	23,057,000.00	23,057,000.00	0.00	0.00	0.00	23,057,000.00	4,809,392.71	6,340,437.90	0.00	0.00	11,149,830.61	4,370,363.26	6,362,860.67	0.00	0.00	10,733,223.93	0.00	11,907,169.39	416,806.68	0.00
NUCLEAR REGULATIONS, SECURITY AND SAFEGUARDS PROGRAM		23,057,000.00	0.00	23,057,000.00	23,057,000.00	0.00	0.00	0.00	23,057,000.00	4,809,392.71	6,340,437.90	0.00	0.00	11,149,830.61	4,370,363.26	6,362,860.67	0.00	0.00	10,733,223.93	0.00	11,907,169.39	416,806.68	0.00
Nuclear Regulations, Licensing, Inspection and Security and Safeguards	320100100001000	23,057,000.00	0.00	23,057,000.00	23,057,000.00	0.00	0.00	0.00	23,057,000.00	4,809,392.71	6,340,437.90	0.00	0.00	11,149,830.61	4,370,363.26	6,362,860.67	0.00	0.00	10,733,223.93	0.00	11,907,169.39	416,806.68	0.00
PS		22,145,000.00	0.00	22,145,000.00	22,145,000.00	0.00	0.00	0.00	22,145,000.00	4,331,116.37	5,946,750.29	0.00	0.00	10,277,866.66	4,050,266.42	5,810,993.56	0.00	0.00	9,861,259.98	0.00	11,867,133.34	416,806.68	0.00
MOOE		912,000.00	0.00	912,000.00	912,000.00	0.00	0.00	0.00	912,000.00	478,276.34	393,687.61	0.00	0.00	871,963.95	320,096.84	551,867.11	0.00	0.00	871,963.95	0.00	40,036.05	0.00	0.00
Sub-Total, Operations		176,777,000.00	0.00	176,777,000.00	176,777,000.00	0.00	0.00	0.00	176,777,000.00	32,112,312.66	44,836,248.12	0.00	0.00	76,948,560.78	26,301,597.08	40,789,717.23	0.00	0.00	67,091,314.31	0.00	99,828,439.22	2,561,196.23	7,296,050.24
PS		126,357,000.00	0.00	126,357,000.00	126,357,000.00	0.00	0.00	0.00	126,357,000.00	25,594,499.90	35,866,841.50	0.00	0.00	61,461,341.40	23,831,352.27	35,068,792.90	0.00	0.00	58,900,145.17	0.00	64,895,658.60	2,561,196.23	0.00
MOOE		50,420,000.00	0.00	50,420,000.00	50,420,000.00	0.00	0.00	0.00	50,420,000.00	6,517,812.76	8,969,406.62	0.00	0.00	15,487,219.38	2,470,244.81	5,720,924.33	0.00	0.00	8,191,169.14	0.00	34,932,780.62	0.00	7,296,050.24
FinEx (if Applicable)		0.00	0.00	0.00	0.00	0.00	0.00	0.00	0.00	0.00	0.00	0.00	0.00	0.00	0.00	0.00	0.00	0.00	0.00	0.00	0.00	0.00	0.00
CO		0.00	0.00	0.00	0.00	0.00	0.00	0.00	0.00	0.00	0.00	0.00	0.00	0.00	0.00	0.00	0.00	0.00	0.00	0.00	0.00	0.00	0.00
Sub-Total, I Agency Specific Budget		461,557,000.00	0.00	461,557,000.00	436,557,000.00	0.00	0.00	0.00	436,557,000.00	125,339,858.85	87,616,601.36	0.00	0.00	212,956,460.21	51,031,949.34	123,936,039.42	0.00	0.00	174,967,898.76	25,000,000.00	223,600,539.79	3,382,523.83	34,605,947.62
PS		204,469,000.00	0.00	204,469,000.00	204,469,000.00	0.00	0.00	0.00	204,469,000.00	41,075,157.25	55,142,337.34	0.00	0.00	96,217,494.59	38,981,383.47	53,853,587.29	0.00	0.00	92,834,970.76	0.00	108,251,505.41	3,382,523.83	0.00
MOOE		159,038,000.00	0.00	159,038,000.00	146,412,000.																		

Sub-Total III Special Purpose Fund	0.00	4,929,758.00	4,929,758.00	0.00	4,929,758.00	0.00	0.00	4,929,758.00	0.00	4,929,757.09	0.00	0.00	4,929,757.09	0.00	4,929,757.09	0.00	0.00	4,929,757.09	0.00	0.91	0.00	0.00
PS	0.00	4,929,758.00	4,929,758.00	0.00	4,929,758.00	0.00	0.00	4,929,758.00	0.00	4,929,757.09	0.00	0.00	4,929,757.09	0.00	4,929,757.09	0.00	0.00	4,929,757.09	0.00	0.91	0.00	0.00
MOOE	0.00	0.00	0.00	0.00	0.00	0.00	0.00	0.00	0.00	0.00	0.00	0.00	0.00	0.00	0.00	0.00	0.00	0.00	0.00	0.00	0.00	0.00
FinEx	0.00	0.00	0.00	0.00	0.00	0.00	0.00	0.00	0.00	0.00	0.00	0.00	0.00	0.00	0.00	0.00	0.00	0.00	0.00	0.00	0.00	0.00
CO	0.00	0.00	0.00	0.00	0.00	0.00	0.00	0.00	0.00	0.00	0.00	0.00	0.00	0.00	0.00	0.00	0.00	0.00	0.00	0.00	0.00	0.00


This report was generated using the Unified Reporting System on July 19, 2023 9:35 AM, Status : SUBMITTED


Department : Department of Science and Technology (DOST)
 Agency/Entity : Philippine Nuclear Research Institute
 Operating Unit : < not applicable >
 Organization Code (UACS) : 19 015 0000000
 Fund Cluster : 01 - Regular Agency Fund


X	Current Year Appropriations
	Supplemental Appropriations
	Continuing Appropriations

(e.g. UACS Fund Cluster: 01-Regular Agency Fund, 02-Foreign Assisted Projects Fund, 03-Special Account-Locally Funded/Domestic Grants Fund, and 04-Special Account-Foreign Assisted/Foreign Grants Fund)

Particulars	UACS CODE	Authorized Appropriations	Appropriations Adjustments (Transfer To/From, Modifications/Augmentations)	Adjusted Appropriations	Allotments					Adjusted Total Allotments	Current Year Obligations				Total	Current Year Disbursements				Total	Balances		Unpaid Obligations(15-20)=(23+24)	
					Allotments Received	Reductions, Modifications/Augmentation	Transfer To	Transfer From	1st Quarter Ending March 31		2nd Quarter Ending June 30	3rd Quarter Ending Septem	4th Quarter Ending December	1st Quarter Ending March 31		2nd Quarter Ending June 30	3rd Quarter Ending Septemb	4th Quarter Ending December	Unreleased Appropriations		Unobligated Allotments	Due and Demandable	Not Yet Due and Demandable	
1	2	3	4	5=(3+4)	6	7	8	9	10=[(6+(-7))-8+9]	11	12	13	14	15=(11+12+13+14)	16	17	18	19	20=(16+17+18+19)	21	22	23	24	
IV. Reversion of the Unobligated Allotments charged against R.A. Nos. 11465 and 11494		0.00	0.00	0.00	0.00	0.00	0.00	0.00	0.00	0.00	0.00	0.00	0.00	0.00	0.00	0.00	0.00	0.00	0.00	0.00	0.00	0.00	0.00	0.00
GRAND TOTAL		475,652,000.00	4,929,758.00	480,581,758.00	450,652,000.00	4,929,758.00	0.00	0.00	455,581,758.00	128,742,625.09	94,842,917.85	0.00	0.00	223,585,542.94	54,403,728.30	131,177,929.69	0.00	0.00	185,581,657.99	25,000,000.00	231,996,215.06	3,397,937.33	34,605,947.62	
PS		218,564,000.00	4,929,758.00	223,493,758.00	218,564,000.00	4,929,758.00	0.00	0.00	223,493,758.00	44,477,923.49	62,368,653.83	0.00	0.00	106,846,577.32	42,353,162.43	61,095,477.56	0.00	0.00	103,448,639.99	0.00	116,647,180.68	3,397,937.33	0.00	
MOOE		159,038,000.00	0.00	159,038,000.00	146,412,000.00	0.00	0.00	0.00	146,412,000.00	68,506,381.69	32,334,264.02	0.00	0.00	100,842,645.71	12,050,565.87	69,622,556.30	0.00	0.00	81,573,122.17	12,626,000.00	45,569,354.29	0.00	19,269,523.54	
CO		98,050,000.00	0.00	98,050,000.00	85,676,000.00	0.00	0.00	0.00	85,676,000.00	15,756,319.91	140,000.00	0.00	0.00	15,896,319.91	0.00	559,895.83	0.00	0.00	559,895.83	12,374,000.00	69,779,680.09	0.00	15,336,424.08	
Recapitulation by OO:																								
I Agency Specific Budget		176,777,000.00	4,198,436.00	180,975,436.00	176,777,000.00	4,198,436.00	0.00	0.00	180,975,436.00	32,112,312.66	49,034,684.12	0.00	0.00	81,146,996.78	26,301,597.08	44,988,153.23	0.00	0.00	71,289,750.31	0.00	99,828,439.22	2,561,196.23	7,296,050.24	
NUCLEAR REGULATIONS, SECURITY AND SAFEGUARDS PROGRAM		23,057,000.00	749,261.00	23,806,261.00	23,057,000.00	749,261.00	0.00	0.00	23,806,261.00	4,809,392.71	7,089,698.90	0.00	0.00	11,899,091.61	4,370,363.26	7,112,121.67	0.00	0.00	11,482,484.93	0.00	11,907,169.39	416,606.68	0.00	
NUCLEAR RESEARCH AND DEVELOPMENT PROGRAM		58,015,000.00	1,478,889.00	59,493,889.00	58,015,000.00	1,478,889.00	0.00	0.00	59,493,889.00	11,789,387.20	19,188,253.54	0.00	0.00	30,957,640.74	10,446,926.78	16,922,975.54	0.00	0.00	27,369,902.32	0.00	28,536,246.26	848,109.24	2,739,629.18	
NUCLEAR SCIENCE AND TECHNOLOGY SERVICES AND ADVISORY PROGRAM		95,705,000.00	1,970,286.00	97,675,286.00	95,705,000.00	1,970,286.00	0.00	0.00	97,675,286.00	15,513,532.75	22,776,731.68	0.00	0.00	38,290,264.43	11,484,307.04	20,953,056.02	0.00	0.00	32,437,369.00	0.00	59,385,021.57	1,296,480.31	4,556,421.06	

Certified Correct:

 BERNARD M. DE LARA
 Head, Budget Section
 Date: July 19, 2023 08:51 AM

Certified Correct:

 SYLVIA ANNE B. BANZUELO
 OIC, Accounting Section
 Date: July 19, 2023 08:51 AM

Recommending Approval By:

 GERALD OG-CONISE, MPA
 Chief, Finance and Administrative Division
 Date: July 19, 2023 09:16 AM

Approved By:

 CARLO A. APOLLIA, PH.D.
 Head of Agency
 Date: July 19, 2023 09:19 AM