

STATEMENT OF APPROPRIATIONS, ALLOTMENTS, OBLIGATIONS, DISBURSEMENTS AND BALANCES

As at the Quarter Ending December 31, 2022

Department : Department of Science and Technology (DOST)  
 Agency/Entity : Philippine Nuclear Research Institute  
 Operating Unit : < not applicable >  
 Organization Code (UACS) : 19 015 0000000  
 Fund Cluster : 01 Regular Agency Fund

X Current Year Appropriations  
 Supplemental Appropriations  
 Continuing Appropriations

(e.g. UACS Fund Cluster: 01-Regular Agency Fund, 02-Foreign Assisted Projects Fund, 03-Special Account-Locally Funded/Domestic Grants Fund, and 04-Special Account-Foreign Assisted/Foreign Grants Fund)

Particulars	UACS CODE	Authorized Appropriations	Appropriations Adjustments (Transfer To/From, Modifications/ Augmentation)	Adjusted Appropriations	Allotments					Current Year Obligations					Current Year Disbursements					Balances			
					Allotments Received	Adjustments (Reductions, Modifications/ Augmentation)	Transfer To	Transfer From	Adjusted Total Allotments	1st Quarter Ending March 31	2nd Quarter Ending June 30	3rd Quarter Ending September 30	4th Quarter Ending December 31	TOTAL	1st Quarter Ending March 31	2nd Quarter Ending June 30	3rd Quarter Ending September 30	4th Quarter Ending December 31	TOTAL	Unreleased Appropriations	Unobligated Allotments	Unpaid Obligations(15-20)=(23+24)	
																						Due and Demandable	Not Yet Due and Demandable
1	2	3	4	5=(3+4)	6	7	8	9	10=[(6+(-)7)-8+9]	11	12	13	14	15=(11+12+13+14)	16	17	18	19	20=(16+17+18+19)	21	22	23	24
1. Agency Specific Budget		409,017,000.00	0.00	409,017,000.00	409,017,000.00	0.00	0.00	0.00	409,017,000.00	113,685,935.08	106,063,494.77	60,441,620.62	119,241,934.72	399,432,985.19	62,231,491.28	102,240,588.01	73,024,304.38	93,926,508.98	331,422,892.65	0.00	9,584,014.81	1,063,922.58	66,946,169.96
General Administration and Support	1000000000000000	153,647,000.00	0.00	153,647,000.00	153,647,000.00	0.00	0.00	0.00	153,647,000.00	50,783,105.58	59,033,989.76	23,486,497.14	20,343,407.52	153,647,000.00	38,622,361.53	56,023,777.63	30,047,797.55	25,287,551.25	149,981,487.96	0.00	0.00	1,063,922.58	2,601,589.48
General Management and Supervision	100000100001000	150,114,000.00	0.00	150,114,000.00	150,114,000.00	0.00	0.00	0.00	150,114,000.00	48,867,881.58	58,877,839.76	23,470,515.64	18,897,763.02	150,114,000.00	38,302,339.53	54,272,425.63	30,031,816.05	24,111,646.25	146,718,227.46	0.00	0.00	953,201.58	2,442,570.96
PS		64,046,000.00	300,000.00	64,346,000.00	64,046,000.00	300,000.00	0.00	0.00	64,346,000.00	14,800,723.98	17,851,901.42	16,195,894.02	15,497,480.58	64,346,000.00	12,710,677.49	18,158,264.82	17,351,807.10	15,172,049.01	63,392,798.42	0.00	0.00	953,201.58	0.00
MOOE		88,068,000.00	(300,000.00)	88,368,000.00	88,068,000.00	(300,000.00)	0.00	0.00	88,368,000.00	34,067,157.60	41,025,938.34	7,274,621.62	3,400,282.44	85,768,000.00	25,591,662.04	36,114,160.81	12,680,008.95	8,939,597.24	83,325,429.04	0.00	0.00	0.00	2,442,570.96
Human Resource Development	100000100002000	175,000.00	0.00	175,000.00	175,000.00	0.00	0.00	0.00	175,000.00	0.00	0.00	15,981.50	159,018.50	175,000.00	0.00	0.00	15,981.50	0.00	15,981.50	0.00	0.00	0.00	159,018.50
MOOE		175,000.00	0.00	175,000.00	175,000.00	0.00	0.00	0.00	175,000.00	0.00	0.00	15,981.50	159,018.50	175,000.00	0.00	0.00	15,981.50	0.00	15,981.50	0.00	0.00	0.00	159,018.50
Administration of Personnel Benefits	100000100003000	3,358,000.00	0.00	3,358,000.00	3,358,000.00	0.00	0.00	0.00	3,358,000.00	1,915,224.00	156,150.00	0.00	1,286,626.00	3,358,000.00	320,022.00	1,751,352.00	0.00	1,175,905.00	3,247,279.00	0.00	0.00	110,721.00	0.00
PS		3,358,000.00	0.00	3,358,000.00	3,358,000.00	0.00	0.00	0.00	3,358,000.00	1,915,224.00	156,150.00	0.00	1,286,626.00	3,358,000.00	320,022.00	1,751,352.00	0.00	1,175,905.00	3,247,279.00	0.00	0.00	110,721.00	0.00
Sub-Total, General Administration and Support		153,647,000.00	0.00	153,647,000.00	153,647,000.00	0.00	0.00	0.00	153,647,000.00	50,783,105.58	59,033,989.76	23,486,497.14	20,343,407.52	153,647,000.00	38,622,361.53	56,023,777.63	30,047,797.55	25,287,551.25	149,981,487.96	0.00	0.00	1,063,922.58	2,601,589.48
PS		67,404,000.00	300,000.00	67,704,000.00	67,404,000.00	300,000.00	0.00	0.00	67,704,000.00	16,715,947.98	18,008,051.42	16,195,894.02	16,784,106.58	67,704,000.00	13,030,699.49	19,909,616.82	17,351,807.10	16,347,954.01	66,640,077.42	0.00	0.00	1,063,922.58	0.00
MOOE		86,243,000.00	(300,000.00)	86,543,000.00	86,243,000.00	(300,000.00)	0.00	0.00	86,543,000.00	34,067,157.60	41,025,938.34	7,290,603.12	3,559,300.94	85,943,000.00	25,591,662.04	36,114,160.81	12,695,990.45	8,939,597.24	83,341,410.54	0.00	0.00	0.00	2,601,589.48
FinEx (if Applicable)		0.00	0.00	0.00	0.00	0.00	0.00	0.00	0.00	0.00	0.00	0.00	0.00	0.00	0.00	0.00	0.00	0.00	0.00	0.00	0.00	0.00	0.00
CO		0.00	0.00	0.00	0.00	0.00	0.00	0.00	0.00	0.00	0.00	0.00	0.00	0.00	0.00	0.00	0.00	0.00	0.00	0.00	0.00	0.00	0.00
Support to Operations	2000000000000000	101,427,000.00	0.00	101,427,000.00	101,427,000.00	0.00	0.00	0.00	101,427,000.00	24,395,293.27	6,199,137.16	2,834,646.88	58,413,907.88	91,842,985.19	343,465.59	3,080,874.66	5,752,018.82	22,136,070.27	31,312,429.34	0.00	9,584,014.81	0.00	60,530,555.85
Nuclear Power Program in support to Executive Order No 243	200000100001000	79,000.00	0.00	79,000.00	79,000.00	0.00	0.00	0.00	79,000.00	0.00	0.00	0.00	79,000.00	79,000.00	0.00	0.00	0.00	0.00	0.00	0.00	0.00	0.00	79,000.00
MOOE		79,000.00	0.00	79,000.00	79,000.00	0.00	0.00	0.00	79,000.00	0.00	0.00	0.00	79,000.00	79,000.00	0.00	0.00	0.00	0.00	0.00	0.00	0.00	0.00	79,000.00
Nuclear and Radiation Facilities Utilization	200000100002000	72,000.00	0.00	72,000.00	72,000.00	0.00	0.00	0.00	72,000.00	0.00	0.00	0.00	72,000.00	72,000.00	0.00	0.00	0.00	0.00	0.00	0.00	0.00	0.00	79,000.00
MOOE		72,000.00	0.00	72,000.00	72,000.00	0.00	0.00	0.00	72,000.00	0.00	0.00	0.00	72,000.00	72,000.00	0.00	0.00	0.00	0.00	0.00	0.00	0.00	0.00	72,000.00
Capacity Building for Nuclear S&T under the Framework of Multilateral and Bilateral Cooperation	200000100003000	807,000.00	0.00	807,000.00	807,000.00	0.00	0.00	0.00	807,000.00	105,000.00	0.00	(23,929.00)	725,929.00	807,000.00	105,000.00	0.00	(23,929.00)	725,929.00	807,000.00	0.00	0.00	0.00	0.00
MOOE		807,000.00	0.00	807,000.00	807,000.00	0.00	0.00	0.00	807,000.00	105,000.00	0.00	(23,929.00)	725,929.00	807,000.00	105,000.00	0.00	(23,929.00)	725,929.00	807,000.00	0.00	0.00	0.00	0.00
Project(s)		100,469,000.00	0.00	100,469,000.00	100,469,000.00	0.00	0.00	0.00	100,469,000.00	24,290,293.27	6,199,137.16	2,858,575.88	57,536,978.88	90,884,985.19	238,465.59	3,080,874.66	5,775,947.82	21,410,141.27	30,505,429.34	0.00	9,584,014.81	0.00	60,379,555.85
Locally-Funded Project(s)		100,469,000.00	0.00	100,469,000.00	100,469,000.00	0.00	0.00	0.00	100,469,000.00	24,290,293.27	6,199,137.16	2,858,575.88	57,536,978.88	90,884,985.19	238,465.59	3,080,874.66	5,775,947.82	21,410,141.27	30,505,429.34	0.00	9,584,014.81	0.00	60,379,555.85
Upgrading of ARC Building	200000200002000	14,676,000.00	0.00	14,676,000.00	14,676,000.00	0.00	0.00	0.00	14,676,000.00	12,738,683.33	0.00	0.00	0.00	12,738,683.33	0.00	1,910,802.50	2,627,353.44	3,631,671.23	8,169,827.17	0.00	1,937,316.67	0.00	4,568,856.16
CO		14,676,000.00	0.00	14,676,000.00	14,676,000.00	0.00	0.00	0.00	14,676,000.00	12,738,683.33	0.00	0.00	0.00	12,738,683.33	0.00	1,910,802.50	2,627,353.44	3,631,671.23	8,169,827.17	0.00	1,937,316.67	0.00	4,568,856.16
Capacity Building to Utilize the Philippine Research Reactor-1 (PRR-1) Triga Fuel Subcritical Assembly to Re-establish Nuclear Science Knowledge and Expertise in the Philippines	200000200005000	21,500,000.00	0.00	21,500,000.00	21,500,000.00	0.00	0.00	0.00	21,500,000.00	10,708,779.04	4,884,203.39	1,478,963.91	3,985,795.87	21,057,742.21	0.00	553,155.39	1,134,554.71	7,864,287.08	9,351,997.18	0.00	442,257.79	0.00	11,705,745.03
MOOE		21,500,000.00	0.00	21,500,000.00	21,500,000.00	0.00	0.00	0.00	21,500,000.00	10,708,779.04	4,884,203.39	1,478,963.91	3,985,795.87	21,057,742.21	0.00	553,155.39	1,134,554.71	7,864,287.08	9,351,997.18	0.00	442,257.79	0.00	11,705,745.03
MOOE		500,000.00	0.00	500,000.00	500,000.00	0.00	0.00	0.00	500,000.00	80,235.04	(700.00)	98,576.00	321,888.96	3,508,000.00	0.00	20,000.00	82,105.71	138,647.53	241,753.24	0.00	0.00	0.00	258,246.76

This report was generated using the Unified Reporting System on February 7, 2023 13:45 PM version.FAR1.2.5: Status : SUBMITTED

Department : Department of Science and Technology (DOST)  
 Agency/Entity : Philippine Nuclear Research Institute  
 Operating Unit : < not applicable >  
 Organization Code (UACS) : 19 015 0000000  
 Fund Cluster : 01 Regular Agency Fund

X Current Year Appropriations  
 Supplemental Appropriations  
 Continuing Appropriations

(e.g. UACS Fund Cluster: 01-Regular Agency Fund, 02-Foreign Assisted Projects Fund, 03-Special Account-Locally Funded/Domestic Grants Fund, and 04-Special Account-Foreign Assisted/Foreign Grants Fund)

Particulars	UACS CODE	Authorized Appropriations	Appropriations Adjustments (Transfer To/From, Modifications/ Augmentation)	Adjusted Appropriations	Allotments					Current Year Obligations					Current Year Disbursements					Balances			
					Allotments Received	Adjustments (Reductions, Modifications/ Augmentation)	Transfer To	Transfer From	Adjusted Total Allotments	1st Quarter Ending March 31	2nd Quarter Ending June 30	3rd Quarter Ending September 30	4th Quarter Ending December 31	TOTAL	1st Quarter Ending March 31	2nd Quarter Ending June 30	3rd Quarter Ending September 30	4th Quarter Ending December 31	TOTAL	Unreleased Appropriations	Unobligated Allotments	Unpaid Obligations(15-20)=(23+24)	
																						Due and Demandable	Not Yet Due and Demandable
1	2	3	4	5=(3+4)	6	7	8	9	10=[(6+(-)7)-8+9]	11	12	13	14	15=(11+12+13+14)	16	17	18	19	20=(16+17+18+19)	21	22	23	24
CO		21,000,000.00	0.00	21,000,000.00	21,000,000.00	0.00	0.00	0.00	21,000,000.00	10,628,544.00	4,884,903.39	1,380,387.91	3,663,906.91	20,557,742.21	0.00	533,155.39	1,052,449.00	7,524,639.55	9,110,243.94	0.00	442,257.79	0.00	11,447,498.27
Establishment of a Two-Storey Radiation Protection Services Facility	200000200006000	3,020,000.00	0.00	3,020,000.00	3,020,0																		

MOOE		245,000.00	0.00	245,000.00	245,000.00	0.00	0.00	0.00	245,000.00	0.00	0.00	0.00	0.00	245,000.00	245,000.00	0.00	0.00	0.00	209,600.00	209,600.00	0.00	0.00	0.00	35,400.00
Innovating Nuclear Medicine Research and Services: Development of Emerging PET Radiopharmaceuticals for Early Cancer Staging and Assessment of Biologic Functions in Cancer Cells	200000200018000	58,546,000.00	0.00	58,546,000.00	58,546,000.00	0.00	0.00	0.00	58,546,000.00	0.00	0.00	0.00	0.00	51,359,339.65	51,359,339.65	0.00	0.00	0.00	8,653,552.25	8,653,552.25	0.00	7,186,660.35	0.00	42,705,787.40
CO		58,546,000.00	0.00	58,546,000.00	58,546,000.00	0.00	0.00	0.00	58,546,000.00	0.00	0.00	0.00	0.00	51,359,339.65	51,359,339.65	0.00	0.00	0.00	8,653,552.25	8,653,552.25	0.00	7,186,660.35	0.00	42,705,787.40
Sub-Total, Support to Operations		101,427,000.00	0.00	101,427,000.00	101,427,000.00	0.00	0.00	0.00	101,427,000.00	24,395,293.27	6,199,137.16	2,834,646.88	58,413,907.88	91,842,965.19	343,465.59	3,080,874.66	5,752,018.82	22,136,070.27	31,312,429.34	0.00	9,584,014.81	0.00	60,530,555.85	
PS		0.00	0.00	0.00	0.00	0.00	0.00	0.00	0.00	0.00	0.00	0.00	0.00	0.00	0.00	0.00	0.00	0.00	0.00	0.00	0.00	0.00	0.00	0.00
MOOE		6,905,000.00	0.00	6,905,000.00	6,905,000.00	0.00	0.00	0.00	6,905,000.00	1,028,065.94	1,032,013.77	1,454,258.97	3,380,661.32	6,905,000.00	343,465.59	636,916.77	1,789,996.38	2,326,207.24	5,096,585.98	0.00	0.00	0.00	0.00	1,808,414.02
FinEx (if Applicable)		0.00	0.00	0.00	0.00	0.00	0.00	0.00	0.00	0.00	0.00	0.00	0.00	0.00	0.00	0.00	0.00	0.00	0.00	0.00	0.00	0.00	0.00	0.00
CO		94,522,000.00	0.00	94,522,000.00	94,522,000.00	0.00	0.00	0.00	94,522,000.00	23,367,227.33	5,167,123.39	1,380,387.91	55,023,246.56	84,937,985.19	0.00	2,443,957.89	3,962,022.44	19,809,863.03	26,215,843.36	0.00	9,584,014.81	0.00	58,722,141.83	
Operations	3000000000000000	153,943,000.00	0.00	153,943,000.00	153,943,000.00	0.00	0.00	0.00	153,943,000.00	38,507,536.23	40,830,367.85	34,120,476.60	40,484,619.32	153,943,000.00	23,295,664.16	43,135,935.72	37,224,488.01	46,502,887.46	150,128,975.35	0.00	0.00	0.00	3,814,024.65	
CO - increased benefits to Filipinos from science-based R&D know-how and tools in cutting-edge nuclear and radiation technologies		134,797,000.00	0.00	134,797,000.00	134,797,000.00	0.00	0.00	0.00	134,797,000.00	33,717,075.32	34,565,353.09	29,690,766.70	36,823,804.89	134,797,000.00	19,544,473.12	36,767,193.66	32,383,522.54	42,287,786.03	130,982,975.35	0.00	0.00	0.00	3,814,024.65	
NUCLEAR RESEARCH AND DEVELOPMENT PROGRAM		47,232,000.00	0.00	47,232,000.00	47,232,000.00	0.00	0.00	0.00	47,232,000.00	12,725,629.01	14,678,602.72	11,529,607.73	8,298,160.54	47,232,000.00	8,567,499.82	15,350,802.30	12,754,042.65	9,759,402.76	46,431,747.53	0.00	0.00	0.00	800,252.47	
Nuclear Research Technology Development and Application	310100100001000	47,232,000.00	0.00	47,232,000.00	47,232,000.00	0.00	0.00	0.00	47,232,000.00	12,725,629.01	14,678,602.72	11,529,607.73	8,298,160.54	47,232,000.00	8,567,499.82	15,350,802.30	12,754,042.65	9,759,402.76	46,431,747.53	0.00	0.00	0.00	800,252.47	
PS		39,621,000.00	1,000,000.00	40,621,000.00	39,621,000.00	1,000,000.00	0.00	0.00	40,621,000.00	10,973,479.15	11,910,281.23	9,946,276.19	7,790,963.43	40,621,000.00	8,308,311.29	13,733,446.94	10,187,936.56	8,391,305.21	40,621,000.00	0.00	0.00	0.00	0.00	
MOOE		7,611,000.00	(1,000,000.00)	6,611,000.00	7,611,000.00	(1,000,000.00)	0.00	0.00	6,611,000.00	1,752,149.86	2,768,321.49	1,583,331.54	507,197.11	6,611,000.00	259,188.53	1,617,355.36	2,566,106.09	1,368,097.55	5,810,747.53	0.00	0.00	0.00	800,252.47	
NUCLEAR SCIENCE AND TECHNOLOGY SERVICES AND ADVISORY PROGRAM		87,565,000.00	0.00	87,565,000.00	87,565,000.00	0.00	0.00	0.00	87,565,000.00	20,991,446.31	19,886,750.37	18,161,158.97	28,525,844.35	87,565,000.00	10,976,973.30	21,416,391.36	19,629,479.89	32,528,383.27	84,551,227.82	0.00	0.00	0.00	3,013,772.18	
Nuclear and Allied Services	310200100001000	70,269,000.00	0.00	70,269,000.00	70,269,000.00	0.00	0.00	0.00	70,269,000.00	16,750,350.73	14,808,511.14	14,032,898.13	24,677,242.00	70,269,000.00	7,949,525.71	16,576,170.10	15,226,579.95	27,779,324.13	67,531,599.89	0.00	0.00	0.00	2,737,400.11	
PS		35,986,000.00	8,479,000.00	44,465,000.00	35,986,000.00	8,479,000.00	0.00	0.00	44,465,000.00	8,408,465.90	10,068,569.09	8,814,791.07	17,173,173.94	44,465,000.00	6,311,869.85	10,458,990.74	8,029,662.12	19,664,477.29	44,465,000.00	0.00	0.00	0.00	0.00	
MOOE		34,283,000.00	(8,479,000.00)	25,804,000.00	34,283,000.00	(8,479,000.00)	0.00	0.00	25,804,000.00	8,341,884.83	4,739,942.05	5,218,105.06	7,504,068.06	25,804,000.00	1,837,655.86	6,117,179.36	7,196,917.83	8,114,846.84	23,066,599.89	0.00	0.00	0.00	2,737,400.11	
Diffusion and Transfer of Nuclear Knowledge and Technologies	310200100002000	17,296,000.00	0.00	17,296,000.00	17,296,000.00	0.00	0.00	0.00	17,296,000.00	4,241,095.58	5,078,239.23	4,128,262.84	3,848,402.35	17,296,000.00	3,027,447.59	4,840,221.26	4,402,899.94	4,749,059.14	17,019,627.93	0.00	0.00	0.00	276,372.07	
PS		15,618,000.00	0.00	15,618,000.00	15,618,000.00	0.00	0.00	0.00	15,618,000.00	3,905,851.52	4,413,564.83	3,520,906.11	3,777,677.54	15,618,000.00	2,884,767.94	4,552,362.91	3,618,248.09	4,562,621.06	15,618,000.00	0.00	0.00	0.00	0.00	
MOOE		1,678,000.00	0.00	1,678,000.00	1,678,000.00	0.00	0.00	0.00	1,678,000.00	335,244.06	664,674.40	607,356.73	70,724.81	1,678,000.00	142,679.65	287,858.35	784,651.85	186,438.08	1,401,627.93	0.00	0.00	0.00	276,372.07	
CO - increased benefits to Filipinos from safe and secure utilization of nuclear and radiation technologies and materials		19,146,000.00	0.00	19,146,000.00	19,146,000.00	0.00	0.00	0.00	19,146,000.00	4,790,460.91	6,265,014.76	4,429,709.90	3,660,814.43	19,146,000.00	3,721,191.04	6,368,742.06	4,840,965.47	4,215,101.43	19,146,000.00	0.00	0.00	0.00	0.00	
NUCLEAR REGULATIONS, SECURITY AND SAFEGUARDS PROGRAM		19,146,000.00	0.00	19,146,000.00	19,146,000.00	0.00	0.00	0.00	19,146,000.00	4,790,460.91	6,265,014.76	4,429,709.90	3,660,814.43	19,146,000.00	3,721,191.04	6,368,742.06	4,840,965.47	4,215,101.43	19,146,000.00	0.00	0.00	0.00	0.00	

This report was generated using the Unified Reporting System on February 7, 2023 13:45 PM version.FAR1.2.5; Status : SUBMITTED

Department : Department of Science and Technology (DOST)  
Agency/Entity : Philippine Nuclear Research Institute  
Operating Unit : < not applicable >  
Organization Code (UACS) : 19 015 0000000  
Fund Cluster : 01 Regular Agency Fund  
(e.g. UACS Fund Cluster: 01-Regular Agency Fund, 02-Foreign Assisted Projects Fund, 03-Special Account-Locally Funded/Domestic Grants Fund, and 04-Special Account-Foreign Assisted/Foreign Grants Fund)

X	Current Year Appropriations
	Supplemental Appropriations
	Continuing Appropriations

Particulars	UACS CODE	Appropriations Adjustments		Allotments						Current Year Obligations				Current Year Disbursements					Balances				
		Authorized Appropriations	(Transfer To/From, Modifications/ Augmentation)	Adjusted Appropriations	Allotments Received	Adjustments (Reductions, Modifications/ Augmentation)	Transfer To	Transfer From	Adjusted Total Allotments	1st Quarter Ending March 31	2nd Quarter Ending June 30	3rd Quarter Ending September 30	4th Quarter Ending December 31	TOTAL	1st Quarter Ending March 31	2nd Quarter Ending June 30	3rd Quarter Ending September 30	4th Quarter Ending December 31	TOTAL	Unreleased Appropriations	Unobligated Allotments	Unpaid Obligations(15-20)=(23+24)	Due and Demandable
1	2	3	4	5=(3+4)	6	7	8	9	10=[(6+7)-8+9]	11	12	13	14	15=[(11+12+13+14)	16	17	18	19	20=[(16+17+18+19)	21	22	23	24
Nuclear Regulations, Licensing, Inspection and Security and Safeguards	320100100001000	19,146,000.00	0.00	19,146,000.00	19,146,000.00	0.00	0.00	0.00	19,146,000.00	4,790,460.91	6,265,014.76	4,429,709.90	3,660,814.43	19,146,000.00	3,721,191.04	6,368,742.06	4,840,965.47	4,215,101.43	19,146,000.00	0.00	0.00	0.00	0.00
PS		18,266,000.00	0.00	18,266,000.00	18,266,000.00	0.00	0.00	0.00	18,266,000.00	4,551,883.98	5,676,276.90	4,384,900.42	3,652,938.70	18,266,000.00	3,635,818.71	5,792,891.40	4,631,864.90	4,205,424.99	18,266,000.00	0.00	0.00	0.00	0.00
MOOE		880,000.00	0.00	880,000.00	880,000.00	0.00	0.00	0.00	880,000.00	238,576.93	588,737.86	44,809.48	7,675.73	880,000.00	85,372.33	575,850.66	209,100.57	9,676.44	880,000.00	0.00	0.00	0.00	0.00
Sub-Total, Operations		153,943,000.00	0.00	153,943,000.00	153,943,000.00	0.00	0.00	0.00	153,943,000.00	38,507,536.23	40,830,367.85	34,120,476.60	40,484,619.32	153,943,000.00	23,295,664.16	43,135,935.72	37,224,488.01	46,502,887.46	150,128,975.35	0.00	0.00	0.00	3,814,024.65
PS		109,491,000.00	9,479,000.00	118,970,000.00	109,491,000.00	9,479,000.00	0.00	0.00	118,970,000.00	27,839,880.55	32,068,892.05	26,666,873.79	32,394,753.61	118,970,000.00	21,140,767.79	34,537,691.99	26,467,711.67	36,823,828.55	118,970,000.00	0.00	0.00	0.00	0.00
MOOE		44,452,000.00	(9,479,000.00)	34,973,000.00	44,452,000.00	(9,479,000.00)	0.00	0.00	34,973,000.00	10,667,855.68	8,761,675.80	7,453,602.81	8,089,865.71	34,973,000.00	2,124,896.37	8,598,243.73	10,756,776.34	9,679,058.91	31,158,975.35	0.00	0.00	0.00	3,814,024.65
FinEx (if Applicable)		0.00	0.00	0.00	0.00	0.00	0.00	0.00	0.00	0.00	0.00	0.00	0.00	0.00	0.00	0.00	0.00	0.00	0.00	0.00	0.00	0.00	0.00
CO		0.00	0.00	0.00	0.00	0.00	0.00	0.00	0.00	0.00	0.00	0.00	0.00	0.00	0.00	0.00	0.00	0.00	0.00	0.00	0.00	0.00	0.00
Sub-Total, I. Agency Specific Budget		409,017,000.00	0.00	409,017,000.00	409,017,000.00	0.00	0.00	0.00	409,017,000.00	113,685,935.08	106,063,494.77	60,441,620.62	119,241,934.72	399,432,985.19	62,231,491.26	102,240,588.01							

For payment of Personnel Benefits	0.00	10,037,867.00	10,037,867.00	0.00	10,037,867.00	0.00	0.00	10,037,867.00	0.00	0.00	0.00	10,037,012.45	10,037,012.45	0.00	0.00	0.00	7,801,401.09	7,801,401.09	0.00	854.55	2,235,611.36	0.00
PS	0.00	10,037,867.00	10,037,867.00	0.00	10,037,867.00	0.00	0.00	10,037,867.00	0.00	0.00	0.00	10,037,012.45	10,037,012.45	0.00	0.00	0.00	7,801,401.09	7,801,401.09	0.00	854.55	2,235,611.36	0.00
Sub-Total III. Special Purpose Fund	0.00	19,809,511.00	19,809,511.00	0.00	19,809,511.00	0.00	0.00	19,809,511.00	0.00	4,257,062.12	0.00	15,551,592.45	19,808,654.57	0.00	4,257,062.12	0.00	13,315,981.09	17,573,043.21	0.00	856.43	2,235,611.36	0.00
PS	0.00	19,809,511.00	19,809,511.00	0.00	19,809,511.00	0.00	0.00	19,809,511.00	0.00	4,257,062.12	0.00	15,551,592.45	19,808,654.57	0.00	4,257,062.12	0.00	13,315,981.09	17,573,043.21	0.00	856.43	2,235,611.36	0.00
MOOE	0.00	0.00	0.00	0.00	0.00	0.00	0.00	0.00	0.00	0.00	0.00	0.00	0.00	0.00	0.00	0.00	0.00	0.00	0.00	0.00	0.00	0.00
FinEx	0.00	0.00	0.00	0.00	0.00	0.00	0.00	0.00	0.00	0.00	0.00	0.00	0.00	0.00	0.00	0.00	0.00	0.00	0.00	0.00	0.00	0.00
CO	0.00	0.00	0.00	0.00	0.00	0.00	0.00	0.00	0.00	0.00	0.00	0.00	0.00	0.00	0.00	0.00	0.00	0.00	0.00	0.00	0.00	0.00

This report was generated using the Unified Reporting System on February 7, 2023 13:45 PM version.FAR1.2.5; Status : SUBMITTED


Department : Department of Science and Technology (DOST)  
 Agency/Entity : Philippine Nuclear Research Institute  
 Operating Unit : < not applicable >  
 Organization Code (UACS) : 19 015 0000000  
 Fund Cluster : 01 Regular Agency Fund

X	Current Year Appropriations
	Supplemental Appropriations
	Continuing Appropriations


(e.g. UACS Fund Cluster: 01-Regular Agency Fund, 02-Foreign Assisted Projects Fund, 03-Special Account-Locally Funded/Domestic Grants Fund, and 04-Special Account-Foreign Assisted/Foreign Grants Fund)

Particulars	UACS CODE	Appropriations		Allotments		Current Year Obligations								Current Year Disbursements					Balances				
		Authorized Appropriations	Adjustments (Transfer To/From, Modifications/Augmentation)	Adjusted Appropriations	Allotments Received	Adjustments (Reductions, Modifications/Augmentation)	Transfer To	Transfer From	Adjusted Total Allotments	1st Quarter Ending March 31	2nd Quarter Ending June 30	3rd Quarter Ending September 30	4th Quarter Ending December 31	TOTAL	1st Quarter Ending March 31	2nd Quarter Ending June 30	3rd Quarter Ending September 30	4th Quarter Ending December 31	TOTAL	Unreleased Appropriations	Unobligated Allotments	Unpaid Obligations(15-20)=(23+24)	
1	2	3	4	5=(3+4)	6	7	8	9	10=[(6+(-7))-8+9]	11	12	13	14	15=[11+12+13+14]	16	17	18	19	20=(16+17+18+19)	21	22	23	24
IV. Reversion of the Unobligated Allotments charged against R.A. Nos. 11465 and 11494		0.00	0.00	0.00	0.00	0.00	0.00	0.00	0.00	0.00	0.00	0.00	0.00	0.00	0.00	0.00	0.00	0.00	0.00	0.00	0.00	0.00	0.00
GRAND TOTAL		421,210,000.00	21,151,900.00	442,361,900.00	422,552,389.00	19,809,511.00	0.00	0.00	442,361,900.00	115,953,111.05	113,914,963.25	64,826,640.42	138,079,206.47	432,773,921.19	64,348,193.96	110,164,876.01	76,359,454.15	110,506,699.87	361,379,223.99	0.00	9,587,978.81	4,448,527.24	66,946,169.96
PS		189,088,000.00	30,930,900.00	220,018,900.00	190,430,389.00	29,588,511.00	0.00	0.00	220,018,900.00	46,822,804.50	57,928,211.95	47,247,787.61	68,016,131.94	220,014,936.00	36,288,169.96	62,371,596.81	47,154,668.54	69,751,973.45	215,566,408.76	0.00	3,964.00	4,448,527.24	0.00
MOOE		137,600,000.00	(9,779,000.00)	127,821,000.00	137,600,000.00	(9,779,000.00)	0.00	0.00	127,821,000.00	45,763,079.22	50,819,627.91	16,198,464.90	15,039,827.97	127,821,000.00	28,060,024.00	45,349,321.31	25,242,763.17	20,944,863.39	119,596,971.87	0.00	0.00	0.00	8,224,028.13
CO		94,522,000.00	0.00	94,522,000.00	94,522,000.00	0.00	0.00	0.00	94,522,000.00	23,367,227.33	5,167,123.39	1,380,387.91	55,023,246.56	84,937,965.19	0.00	2,443,957.89	3,962,022.44	19,809,863.03	26,215,843.36	0.00	9,584,014.81	0.00	58,722,141.83
Recapitulation by OO:																							
I. Agency Specific Budget		153,943,000.00	0.00	153,943,000.00	153,943,000.00	0.00	0.00	0.00	153,943,000.00	38,507,536.23	40,830,367.65	34,120,476.60	40,484,619.32	153,943,000.00	23,265,664.16	43,135,935.72	37,224,488.01	46,502,887.46	150,128,975.35	0.00	0.00	0.00	3,814,024.65
NUCLEAR REGULATIONS, SECURITY AND SAFEGUARDS PROGRAM		19,146,000.00	0.00	19,146,000.00	19,146,000.00	0.00	0.00	0.00	19,146,000.00	4,790,460.91	6,265,014.76	4,429,709.90	3,660,814.43	19,146,000.00	3,721,191.04	6,368,742.06	4,840,965.47	4,215,101.43	19,146,000.00	0.00	0.00	0.00	0.00
NUCLEAR RESEARCH AND DEVELOPMENT PROGRAM		47,232,000.00	0.00	47,232,000.00	47,232,000.00	0.00	0.00	0.00	47,232,000.00	12,725,629.01	14,678,602.72	11,529,607.73	8,298,160.54	47,232,000.00	8,567,499.82	15,350,802.30	12,754,042.65	9,759,402.76	46,431,747.53	0.00	0.00	0.00	800,252.47
NUCLEAR SCIENCE AND TECHNOLOGY SERVICES AND ADVISORY PROGRAM		87,565,000.00	0.00	87,565,000.00	87,565,000.00	0.00	0.00	0.00	87,565,000.00	20,991,446.31	19,886,750.37	18,161,158.97	28,525,644.35	87,565,000.00	10,976,973.30	21,416,391.36	19,629,479.89	32,528,383.27	84,551,227.82	0.00	0.00	0.00	3,013,772.18


Certified Correct:

  
 BERNARD M. DE LARA  
 Head, Budget Section  
 Date: 2023-01-30 20:44:41


Certified Correct:

  
 GERALD DG. CONISE  
 Head, Accounting Section  
 Date: 2023-01-30 20:44:41

Recommending Approval:

  
 HIDIE S. GOCUYO  
 OIC, Finance and Administrative Division  
 Date: 2023-01-30 20:48:35

Approved By:

  
 CARLO A. ARCILLA, PH.D.  
 Head of Agency  
 Date: 2023-01-30 20:59:10